

Nebraska

IDMV


Department of Motor Vehicles

**Exceptional
service delivered
by
knowledgeable
people with
integrity,
enthusiasm, and
respect.**

2007 Annual Report



Dave Heineman, Governor
Beverly Neth, Director



Dave Heineman
Governor

STATE OF NEBRASKA

DEPARTMENT OF MOTOR VEHICLES
Beverly Neth
Director

April 7, 2008

On behalf of the Department of Motor Vehicles (DMV) I am pleased to announce that the Department's 2007 Annual Report will be published solely in electronic format. A downloadable copy of the Report, links to DMV on-line services, DMV related information and all DMV forms are available via the website at www.dmv.state.ne.us.

The Report covers the period of January 1, 2007 to December 31, 2007. It contains an executive summary of the Department, specific accomplishments of the DMV divisions, and a wealth of statistical information concerning Nebraska's vehicles and drivers.

I want to thank to Governor Heineman, the state legislators, county officials, members of our advisory boards and task forces, and our partner state agencies for their support. The success of the DMV depends upon the continued support of these individuals.

If you have any questions regarding the information provided in the Annual Report or would like additional information regarding the Department of Motor Vehicles, please feel free to contact us at (402) 471-3900.

Sincerely,

Beverly Neth
Director

Table of Contents

Executive Summary	5
Administration Division.....	7
Legal Division.....	7
Administrative License Revocation (ALR) Statistics	9
Information Systems Division.....	10
Motor Carrier Services Division.....	11
Motor Carrier Services Statistics.....	12
Financial Responsibility Division	13
Financial Responsibility Statistics	14
Driver License Examining Division.....	15
Driver License Examining Statistics	17
Driver License Examining Document Types	18
Total Licensed Drivers by Type of License/Permit.....	19
Licensed Drivers by County	20
Highway Safety Division	21
Motorcycle Safety Education.....	31
Office of Juvenile Justice and Delinquency Prevention Funds	31
Traffic Violation Diversion Program.....	32
Driver and Vehicle Records Division.....	33
Driver and Vehicle Records Statistics	35
Total Vehicles Registered	36
Vehicle Registrations	37

Nebraska Department of Motor Vehicles

Mission Statement

To promote public safety through education and regulation of drivers and motor vehicles,
and to collect revenues that provide resources for state and local government operations.

Vision Statement

Exceptional service delivered by knowledgeable people with integrity, enthusiasm and respect.

NEBRASKA DEPARTMENT OF MOTOR VEHICLES

Executive Summary

The Nebraska Department of Motor Vehicles is composed of eight divisions.

Administration houses the office of the director and oversees the operations of the other seven divisions, which includes 190 employees and an annual budget of \$24.4 million. Administration also includes the deputy director, budget and human resources officers and support staff. The director serves as the Governor's Highway Safety Representative. The director also serves as chairperson of the Motor Vehicle Industry Licensing Board.

Beverly Neth, Director
Patricia Phillips, Deputy Director

Gary Ryken, Account and Finance Manager
Arnita Endacott, Personnel Manager

Driver and Vehicle Records (DVR): (Betty Johnson, Administrator)

DVR is responsible for the administration of the statewide Vehicle Titling and Registration System (VTR). VTR is used by all 93 counties for the titling and registration of Nebraska's approximately 2.1 million motor vehicles. VTR is also the system through which all motor vehicle taxes, motor vehicle fees, motor vehicle registration fees, sales tax, wheel tax and other assorted fees are collected. The division is responsible for the state's license plate program, including the budget, inventory control of the 56 types of license plates throughout all 93 counties, and the message and specialty plate programs. The division also reviews applications and issues approximately 100,000 handicapped parking permits. The division maintains the Motor Vehicle Insurance Database.

DVR is also responsible for the database that maintains the records of 1.5 million licensed drivers and state ID card holders and the Digital Driver License System used by the counties to issue documents. The DVR Help Desk provides technology and business support for county officials and the general public. DVR also houses a Fraud Unit that investigates identity theft, driver license fraud, and title and odometer fraud.

Examining Division: (Sara O'Rourke, Administrator)

Examining is responsible for ensuring that individuals meet Nebraska's licensing standards and requirements for issuance of driver permits, licenses and State ID Cards. The division utilizes four systems to effectively administer its programs: the Interactive Driver License System, the Digital Driver License System, Automated Written Testing System and the CDL on-line Data Base.

The division certifies and audits 13 Commercial Driver Training Schools, 156 Driver Safety Schools, 52 Commercial Driver License (CDL) Third Party Testers and 84 Commercial Driver License Examiners. There are 97 exam offices, and 99 employees, located throughout the State who assist individuals in obtaining nine different types of permits and six types of licenses and State ID cards. Fourteen of the 97 offices are open five days a week. Approximately, 561,450 applicants for driver licenses and identification cards are processed each year.

Motor Carrier Services (MCS): (Cathy Beedle, Administrator)

MCS administers a variety of programs relating to the trucking industry, including the International Registration Plan (IRP) that collects and distributes registration fees between member states (48 States, the District of Columbia and 10 Canadian Provinces). In 2007, the division collected over \$76 million total IRP fees -- retained \$30.1 million in Nebraska and distributed the balance of \$46.5 million to other IRP jurisdictions.

MCS also administers the International Fuel Tax Agreement (IFTA) that requires the equitable distribution of fuel tax between member states (48 States, District of Columbia and 10 Provinces). In 2007, the division collected over \$22 million in fuel tax revenues -- retained \$4 million in Nebraska and distributed \$18.3 million to other IFTA jurisdictions.

In 2007, MCS began administration of the Unified Carrier Registration (UCR). This program replaced the SSRS and Bingo programs. For 2007, MCS satisfied their UCR entitlement and collected \$742,000 for the State, while providing another \$498,000 to the UCR depository for distribution to other states.

MCS also issues certificates of titles for apportioned vehicles and audits IRP and IFTA returns.

Nebraska Office of Highway Safety: (Fred Zwonechek, Administrator)

This division coordinates, develops, and implements Nebraska's annual traffic safety plan. The purpose of the plan is to identify and prioritize Nebraska's traffic safety problems that contribute to traffic-related injuries and fatalities. As the Governor's Highway Safety Representative, the director of the agency is responsible to oversee the State's annual federal highway safety allocation to reduce traffic-related injuries and fatalities. During FY07, over 75% of the \$4,124,836 expended from federal highway funding allocations were awarded to directly benefit local, county, municipal government agencies, and local non-profit organizations. The remaining 25% of the funds were awarded to state agencies for traffic safety projects.

Legal Division: (Noelie Sherdon, Administrator)

Primary duties of the legal division involve administrative hearings, management of the Administrative License Revocation (ALR) program, legal advice, rules and regulations, legal documents, intoxilyzer training, manufacturer's warranty duties, fifteen-year license revocation reprieves, claims board, and the health advisory board. Legal's largest program is conducting hearings for administrative license revocation. In 2007, the ALR program helped to reduce Nebraska's human and economic consequences of motor vehicle crashes by affirming the administrative revocation of 10,531 drunk drivers.

Financial Responsibility (FR): (Kathy Hraban, Manager)

The Financial Responsibility Division identifies those individuals who do not drive safely and assists them in becoming safe drivers. FR denies driving privileges via disqualification (CDL licenses), suspension or revocation of driver licenses to those who cannot or will not drive safely, and subsequently reinstatement of the driver licenses. In 2007, the division revoked/suspended the driver licenses of 59,715 individuals, reinstated 46,443 driver licenses, and recorded 180,625 traffic violation convictions to driving records. FR is the point of contact for issuance of employment drive and medical hardship permits, as well as ignition interlock restricted licenses. The division also aids in the collection of traffic fines and child support order payments.

Information Systems Division (IS): (Keith Dey, Manager)

Responsible for the development, installation, maintenance and support of all DMV related business applications, including the implementation of a new document imaging system, on-line services, DMV website, and administrative support to DMV's computer systems (hardware and software).

ADMINISTRATION DIVISION

The Administration Division is the support services office for the Department of Motor Vehicles. The division includes the director, deputy director, accounting and finance manager, human resources manager and support staff. Functions in

the Administration Division provide overall assistance to the operations of all sections within the Department of Motor Vehicles. Additionally, the director is the Governor's Highway Safety Representative and, as such, is responsible for oversight of the state's annual federal highway safety allocated funds. The director also serves as the chairperson of the Motor Vehicle Industry Licensing board.

LEGAL DIVISION

The Legal Division performs a variety of tasks within the Department of Motor Vehicles. Primary duties involve administrative hearings, legal advice, legislation, rules and regulations, legal documents, intoxilyzer training and administrative license revocation program,

manufacturer's warranty duties, fifteen-year license revocation reprieves, claims board and the health advisory board.

Administrative Hearings

All administrative hearings for the Department are conducted by the Legal Division. Hearings are held for commercial driver license issues such as disqualifications, third party testers and commercial driver instructors; financial issues involving bankruptcies and self-insurance; and issues relating to Motor Carrier Services, such as protests under the International Registration Plan (IRP) and the International Fuel Tax Agreement (IFTA); and motor vehicle tax objections.

The majority of hearings are for Administrative License Revocations. Law enforcement officers have the authority to take the license of a driver who refuses or fails a chemical test. The motorist may contest the automatic revocation by petitioning for a hearing. The Department holds a hearing to decide the merit of the driver's claim. In 2007, there were 12,069 sworn reports received, 5,217 hearings scheduled and 10,531 licenses revoked. Motorists may appeal the DMV decision to the District Court. The Legal Division processed 518 District Court appeals during 2007.

Rules and Regulations, Contracts, Legal Documents

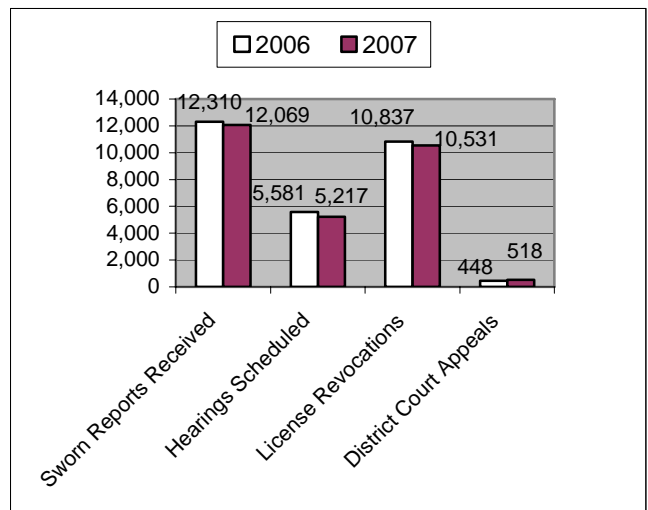
Rules and Regulations are developed through the Legal Division. New and revised rules and regulations are initiated by changes in statutes, require a public hearing and are reviewed and approved by the Attorney General and the Governor.

The Legal Division works with other DMV divisions, the public and other agencies to develop these rules and regulations.

In addition, the Legal Division reviews and drafts contracts and other legal documents involving other agencies, outside companies and the public.

Fifteen-Year License Revocation Reprieves

A person whose license has been revoked for 15 years may file an application for reinstatement after seven years of the revocation have passed. The Legal Division reviews each application and makes a written recommendation to the Board of Pardons. In 2007, 32 applications were processed; 8 were granted reprieves.



Manufacturer’s Warranty Duties (Lemon Law)

The Legal Division provides lemon law information to interested consumers. It answers telephone inquires and provides information on the Internet and through brochures. Nebraska is a founding member of the International Association of Lemon Law Administrators, which was organized to facilitate the flow of lemon law information across all jurisdictions on behalf of consumers. Nebraska’s lemon law requires manufacturers to make a new vehicle conform to the vehicle’s written warranty through either an informal settlement with a consumer or in response to a lawsuit in state court by a consumer.

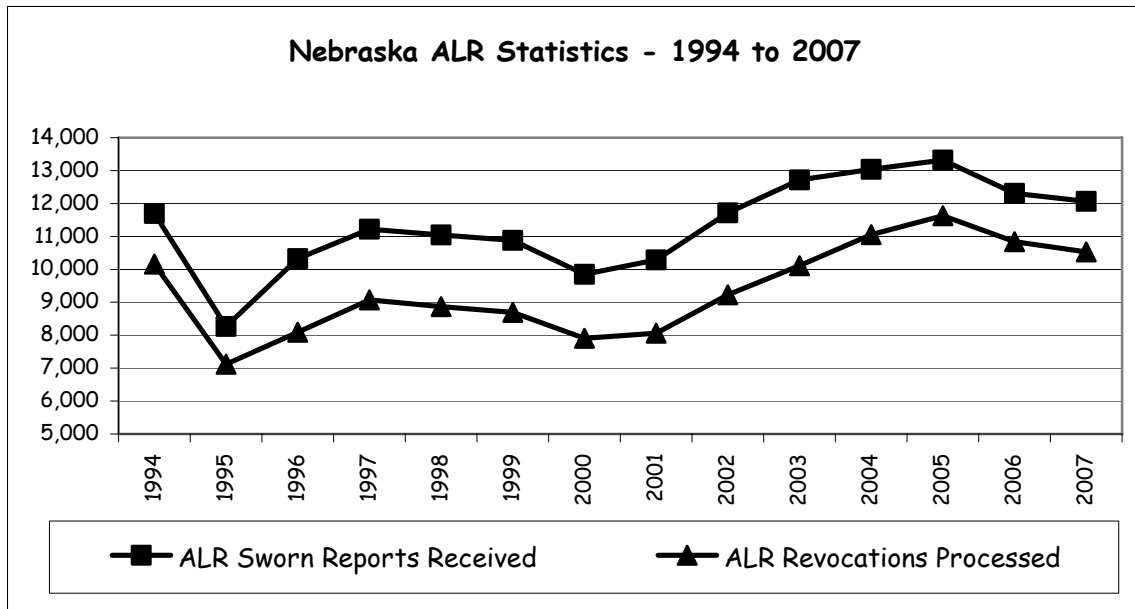
Claims Board

All claims filed against the Department of Motor Vehicles are handled by a staff attorney representing the DMV before the Claims Board. The staff attorney coordinates the agency’s response to the claim and any arguments made to the Claims Board.

Other Boards and Councils

When necessary, the Health Advisory Board, composed of medical specialists, is called to make a careful medical review and evaluation to determine whether a person is physically or mentally qualified to hold a driver license. A staff attorney is present at the board meetings.

A staff attorney handles protests under the International Registration Plan (IRP) and the International Fuel Tax Agreement (IFTA). A member of the Legal Division is designated to attend Federal Bankruptcy Court whenever hearings may be necessary to protest taxes or fees owed to the Department.



Nebraska																
Administrative License Revocation (ALR) Statistics																
Year	DUI Arrests Reported	ALR Sworn Reports Received	* % of Sworn Reports Received Compared to Arrests	Petitions for Hearing Received	** % of Sworn Reports Received Petitioning for Hearing	Hearings Scheduled	Dismissals/ All Reasons	*** % of Dismissals	ALR 1 Year Refusal	ALR 90 Day	ALR 1 Year	# Total ALR Revocations	^ % of Sworn Reports Received Resulting in Revocation	Appeals Filed in District Court	% of Appeals/ ALR Revocations	Average Blood Alcohol Content
1994	12,930	11,696	90.5%	3,895	33.3%	3,568	844	7.2%	1,084	8,265	813	10,162	86.9%	N/A	N/A	0.171
1995	12,841	8,268	64.4%	3,054	36.9%	3,014	920	11.1%	835	5,433	848	7,116	86.1%	N/A	N/A	0.172
1996	12,763	10,330	80.9%	3,231	31.3%	3,138	951	9.2%	865	6,047	1,179	8,091	78.3%	217	2.7%	0.174
1997	13,119	11,217	85.5%	3,971	35.4%	3,698	1,685	15.0%	985	6,497	1,586	9,068	80.8%	N/A	N/A	0.170
1998	13,439	11,048	82.2%	4,066	36.8%	3,748	1,577	14.3%	914	6,245	1,710	8,869	80.3%	N/A	N/A	0.169
1999	13,422	10,881	81.1%	4,336	39.8%	4,026	1,725	15.9%	897	6,072	1,727	8,696	79.9%	N/A	N/A	0.168
2000	11,948	9,852	82.5%	3,958	40.2%	3,650	1,660	16.8%	834	5,268	1,802	7,904	80.2%	N/A	N/A	0.169
2001	12,166	10,283	84.5%	4,196	40.8%	3,883	1,675	16.3%	746	5,521	1,798	8,065	78.4%	387	4.8%	0.164
2002	13,154	11,718	89.1%	5,152	44.0%	4,799	2,061	17.6%	780	6,479	1,972	9,231	78.8%	430	4.7%	0.159
2003	13,415	12,715	94.8%	5,744	45.2%	5,277	2,418	19.0%	811	7,052	2,253	10,116	79.6%	405	4.0%	0.156
2004	14,093	13,038	92.5%	6,209	47.6%	5,518	2,414	18.5%	862	7,642	2,550	11,054	84.8%	416	3.8%	0.157
2005	14,525	13,321	91.7%	6,581	49.4%	6,040	2,245	16.9%	872	7,968	2,789	11,629	87.3%	436	3.7%	0.16
2006	13,421	12,310	91.7%	6,097	49.5%	5,581	2,107	17.1%	881	7,401	2,555	10,837	88.0%	448	4.1%	0.158
2007	NA	12,069	NA	5,454	45.2%	5,217	1,968	16.3%	907	7,267	2,357	10,531	87.3%	518	4.9%	0.159
January 1, 1993 - Administrative License Revocation (ALR) Law																
January 1, 1994 - .02 BAC (Zero Tolerance) Under 21 Drivers																
August 28, 1999 - Open Container Law																
September 1, 2001 - .08 BAC Law																
September 4, 2005 - .16 BAC Law																
July 14, 2006 - .15 BAC Law																
* ALR Sworn Reports Received / DUI Arrests Reported = Percent of Sworn Reports Received compared to Arrests												NOTE:				
** Petitions for Hearing Received / ALR Sworn Reports Received = Percent of Sworn Reports Received Petitioning for Hearing												% of dismissals and % of revocations total more than 100%				
*** Dismissal - All Reasons /ALR Sworn Reports = Percent of Dismissals												due to revocations dismissed pursuant to bypass [60-498.0				
# Total ALR Revocations Processed/Refusal, 90 Day, and 1 Year Enhanced; included Automatic Revocations and after Hearings.												(4)] and some dismissals on appeal.				
^ Total ALR Revocations / ALR Sworn Reports Received = Percent of Sworn Reports Received Resulting in Revocation												Revocations are counted and percentage calculated on the				
												last day of the month the revocation was ordered.				
												Dismissals are counted and percentage calculated 45 days				
												after the last day of the month the revocation was ordered				

Information Systems Division

The Information Systems Division of the Department of Motor Vehicles provides the tools, expertise and support needed to develop more efficient methods to serve our customers.

To meet this goal the division has personnel who specialize in:

- The management of computer systems on the IBM AS/400, IBM Mainframe and Intel platforms.
- Ethernet and wireless networks.
- The development, installation and support of technical solutions and business applications.
- PC support, software installation and troubleshooting.
- Project management.

The focus of the DMV has been to provide customers with easy access to both services and data hosted by the DMV. DMV on-line services are provided through Nebraska.Gov (www.nebraska.gov), NCJIS (Nebraska Criminal Justice Information System) and to the customers of our Motor Carrier Division through the DMV Website at <http://mcs.dmv.state.ne.us/mcsmain.htm> .

As the DMV moves towards more accessible services, coordination and cooperation with other state agencies is critical. Digital technologies are being developed and implemented to maintain and improve the security of our personal identities while making our services and information easily available through the DMV web page. (www.dmv.state.ne.us)

The IS Division assisted in the implementation of a new enterprise document imaging system. The imaging system will be expanded to provide service to the Motor Carrier and the Driver and Vehicle Records Divisions in 2008. The on-line services will also be expended in 2008 to include license reinstatement, specialty plate ordering, a motor carrier payment portal and a redesigned web page.

In 2008 and future years, the Department will address the development of Real ID and the Vehicle Title and Registration application.

Motor Carrier Services Division

The Division of Motor Carriers “ One-Stop Shop” administers a variety of programs relating to the trucking industry:

- * The International Registration Plan (IRP), a vehicle registration program whose purpose is to collect and distribute registration fees between member states.
- * The International Fuel Tax Agreement (IFTA), an agreement between member states for the purpose of equitable distribution of fuel tax.
- * The Unified Carrier Registration (UCR), this program, created by Congress in 2005, replaced the Single State Registration System (SSRS). All motor carriers, motor private carriers, brokers and freight forwarders are required to pay UCR fees annually.
- * The issuance of certificates of title, noting of liens, and collection of sales tax and tire fee for apportioned vehicles.
- * The auditing of motor carrier fuel and mileage records, in accordance with the IRP and IFTA agreements.

Major activities and accomplishments in 2007:

In the 2007 Legislative Session, LB358 was passed that allowed the MCS division to sunset the SSRS program and administer the UCR program.

IFTA Tax Returns: For the entire 2007 year, over 6, 400 IFTA tax returns were entered using the web based IFTA tax return system, surpassing the mark set in 2006 by over 1,400. A record number of motor carriers, over 1,745, filed on-line for the 4th quarter 2007 return, which surpassed any single quarter to date.

IRP Renewal Application: The Division utilized web filing for IRP renewal processing for the third year and had 1,461 carriers enter their own applications. This was an increase from 1,171 the previous year.

The Division continued to make strides in their implementation and monitoring of two Federal supported programs, Commercial Vehicle Information System and Networks (CVISN) and Performance and Registration Information Systems Management (PRISM).

MCS Senior Auditor, Joel Foreman, was the Department of Motor Vehicles ‘Employee of the Year.’

Motor Carrier Services Statistics – 2007

Nebraska Based Carriers	
IRP Carriers	4,108
IRP Fleets	4,209
IFTA Carriers	4,243
UCR Carriers	5,270
Nebraska Based Vehicles	
Power Units	39,144
Trailer Units	73,849
Total Power/Trailer Units	112,993
Nebraska Based Carriers Field Audits	
IRP	171
IFTA	148
Audits Processed from other Jurisdictions	4,725
Titles Issued for Apportioned Vehicles	16,682
Liens Noted	6,721
Total IFTA Decals Issued	55,165
International Registration Plan	
Fees Distributed to other IRP States	\$46,556,431
Nebraska IRP Fees to Highway Trust Fund	\$30,142,829
Total IRP Fees Collected	\$76,669,260
International Fuel Tax Agreement	
Taxable Gallons	303,844,185
Tax Paid Gallons Paid at Nebraska Retail Outlets	292,187,044
Net Gallons (calculated)	11,657,141
Tax Distributed to other IFTA States	\$18,395,119
Nebraska Tax Collected on Returns	\$4,054,897
Total Tax Collected through the IFTA Program	\$22,450,016
Total Fuel Tax Paid by IFTA Carriers (calculated)	\$82,189,852
303,844,185 x average tax rate (.2705)	
UCR Fees (Unified Carrier Registration)	
Fees Distributed to other UCR States	\$498,461
Nebraska Fees to General Fund	\$741,974
Total UCR Fees Collected	\$1,240,435
Total MCS Fees and Tax Collection	
Fees Distributed to Highway Trust Fund	\$34,197,726
Fees Distributed to the General Fund	\$741,974
Fees Distributed to other States	\$65,450,011
Total MCS Fees and Taxes Collected	\$101,389,711
IRP on-line Filings	
Renewal filings	1,171
Temporary Registrations	19,699
IFTA on-line Filings	
Renewal Filings	30
4th Quarter Return 2006	1,455
1st Quarter Return 2007	1,494
2nd Quarter Return 2007	1,559
3rd Quarter Return 2007	1,631
Total Returns Filed Via the Web	6,139

Financial Responsibility Division

The goal of the Financial Responsibility Division is to identify those individuals who do not drive safely, to assist individuals in becoming safe drivers, or to deny driving privileges to those who cannot or will not drive safely, and aid the courts in collecting traffic violation fines and support order payments.

Major Activities in 2007:

- The main focus of this Division was to implement a new document imaging application, which included the conversion of our old imaging application. With this update we have realized a quicker response time in the displaying of our imaged documents. We also have the ability to create general folders to store miscellaneous documents that are not related to a particular driver license.
- To better serve the public, after approval and authorization, the employment drive permits and medical hardship permits are being issued statewide at the exam stations.
- Legislative Changes:

LB415 provides for further limitations regarding a provisional operator's permit and other permit holders. The law change was effective January 1, 2008. One point will be assessed against the Permit holder for each conviction of the following violations:

1. During the first six months of the POP, the holder can operate a motor vehicle with no more than one passenger who is not an immediate family member and who is under nineteen years of age.
2. The holder of an LPE, SCP, LPD or POP shall not use any type, including, but not limited to, a mobile or cellular phone, a text messaging device, a personal digital assistant that sends or receives messages, an audio-video player that sends or receives messages, or a laptop computer.

- Customer Service:

During 2007, the Financial Responsibility Staff responded to 107,021 phone inquiries.

Other activities involved in the achievement of our goals include:

- processing driver license suspensions, revocations, and reinstatements which includes data entry on computer work files
- updating a driver's traffic violation records
- responding to phone inquiries and walk-in customers.

Financial Responsibility Statistics

<i>Traffic Violation Suspensions/Revocations</i>	
Court-Ordered Suspensions	6,702
Insurance Cancellation Suspensions	6,744
Failure to Comply Suspensions/NRVC *	19,555
Point Revocations	2,036
ALR Revocations	10,531
CDL Disqualifications Revocations	1,025
No Proof Insurance Suspensions	5,400
Accident Suspensions	1,732
Violate Support Order	4,971
Underage 21 Fail Complete Driver Improvement	1,019
Total Suspensions/Revocations	59,715
<i>Traffic Violation Reinstatements</i>	
Court-Ordered Suspension Reinstatements	6,133
Insurance Cancellations Reinstatements	6,653
Failure to Comply Reinstatements/NRVC*	11,997
Point Revocation Reinstatements	2,187
ALR Reinstatements	8,493
CDL Disqualifications Reinstatements	249
No Proof Insurance Reinstatements	5,406
Accident Reinstatements	1,527
Support Order Reinstatements	2,776
Underage 21 Fail Complete Driver Improvement	1,022
Total Reinstatements	46,443
<i>Miscellaneous</i>	
Employment Driving Permits Issued	759
Traffic Violation Convictions	180,625

*NRVC- Non-Resident Violators Compact

**DRIVER LICENSE
EXAMINING DIVISION**

The goal of the Driver License Examining Division is to ensure that persons who meet Nebraska's identification and licensing requirements are issued a permit, operator's license or commercial driver's license and that individuals who meet the identification requirements set forth in state statute are issued

a State ID Card. It is our goal to provide quality service that is applied fairly and consistently to all applicants in a helpful and friendly manner.

Major Activities in 2007:

Conduct Examinations

During 2007, Examining Staff processed 561,446 applicants in 98 exam stations statewide. This included new applicants (licensed individuals who moved to Nebraska from another state, individuals who had never been issued a license document before and individuals whose Nebraska license document had been expired over one year) and renewal applicants.

Renewal Notices

Renewal notices are sent 90 days in advance of the expiration of a driver license or State ID card. In 2007, the Department sent out 273,014 renewal notices. Of those, 147,253 (53%) of the applicants presented, as requested, a completed renewal notice to examining staff, an action that greatly expedited the applicant's time spent at the DMV.

Other Divisional Activities:

- Audited 52 CDL Third Party Testers (companies). Auditors also observed 73 skills tests being administered by third party examiners (51 overtly and 22 covertly). DMV certified that individuals who work for these companies are authorized to administer skills testing for applicants who desire a commercial driver license. The Federal Motor Carrier Safety Administration requires the DMV to audit these companies each year. The audit consists of a review of paperwork and sample retesting of drivers that have previously passed.
- Audited 13 Commercial Driver Training Schools. Commercial driver training schools teach individuals how to drive a motor vehicle. During each audit, the facilities of the school are inspected to make sure all requirements are met as outlined in the rules and regulations.
- Audited 25 DMV approved Driver Safety Courses, five schools were added and six schools dropped their certification. The Department currently has 156 DMV approved Driver Safety Courses. DMV certified that instructors who work for these courses provide 20 hours of classroom training and 5 hours of behind the wheel training for individuals between the ages of 14-18. These instructors are also authorized to administer the DMV drive test upon completion of the course. The audit consists of a review of their paperwork and their DMV approved drive test route.
- The Nebraska Driver's Manual and written tests (English and Spanish versions) were updated with legislative changes from the previous year's legislative session.
- The interactive driver license practice test was updated with legislative changes from the previous year's legislative session. This interactive test can be found on the Department's website and assists individuals studying for the written driver license examination. The website is: www.dmv.state.ne.us

- State statute allows physicians, law enforcement officers or individuals who are concerned about another individual's capability to operate a motor vehicle safely to request a re-examination of the individual. If the Agency's investigation shows that a re-examination is warranted, the individual is required to appear before an examiner on a stated date and time at a specific exam office. During the re-examination, the applicant must present a medical and vision statement that meets the Department's minimum standards and pass the written and drive tests. If the applicant is unable to meet the medical and vision minimum standards or pass the written or drive tests, his or her license is cancelled. In 2007, 733 applicants were re-examined. Of those applicants, 19% retained their license, 9% voluntarily surrendered their license and 71% had their license cancelled.

Driver License Examining Statistics

Total Applicants Tested in 2007 561,446

Note: Numbers represent applicants tested, not documents issued.

Commercial Driver License (Class A, B & C)

Class A New	17,349
Class A Renewal.....	11,300
Class B New	7,955
Class B Renewal.....	3,209
Class C New	1,233
Class C Renewal	417

Restricted Commercial Driver License (Class B & C)

New.....	187
Renewal.....	23

Learner's Permit Commercial (LPC)..... 5,243

Seasonal Permits..... 282

Operator's License (Class O)

New.....	86,095
Renewal.....	217,083

Motorcycle License (Class M)

New.....	13
Renewal.....	0

Motorcycle Endorsement..... 33,133

Provisional Operator's Permits (POP) 24,901

State Identification Cards..... 47,992

Learner's Permits

Class O	52,401
Class M.....	3,240
School Permits.....	4,884

LPE (School Learner's Permit) 7,053

School Bus Permits 8255

Farm Husbandry Permits (Tractor) 113

Miscellaneous

Reinstatements/cancels.....	15,674
Recalls	487
Restriction/Endorsement/Change or Remove	7,266
Duplicate/Replacement Commercial Driver License	3,686
Out of State/Early Renewals.....	1,736
Corrections	236

2007 Driver License Examining Document Types

Document Type/Class	Min. Age	Renewal Times	& Information	Involved Issuance	Duplicate Issuance	Full Cost
Operator's License, Class O	17	Age 21, then every 5 yrs.	Must have held POP for 1yr, <3 pts. on record	State/County	County	\$23.75 For 5 yr. license
Motorcycle License	17	Age 21, then every 5 yrs.	Must have held POP for 1yr, <3 pts. on record	State/County	County	\$23.75 For 5 yr. license
School Permit SCP	14	2 yrs.	Max age 16 *	State/County	County	\$8.00
Provisional Operator's Permit (POP)	16	None	Expires on 18 th birthday	State/County	County	\$15.00
Learner's Permit, LPD	15	1 yr.		State/County	County	\$8.00
Learner's Permit, LPE	14	3 mo.	Max age 16	State/County	County	\$8.00
Farm Husbandry Permit (Special)	13	3 yrs.	Max age 16	State	State	\$5.00
Farm Husbandry Permit (Temporary)	13	6 mos.	Max age 16	State	State	\$5.00
School Bus Permit	18	1 yr.	On birthday	State	State	\$0
Commercial Driver's License (CDL) Class B & C	18	21 st birthday, then every 5 years	Intrastate only, and must be eligible for operator's license.	State/County	State/County	\$55.00
Commercial Driver's License (CDL) Class A	18	21 st birthday, then every 5 years	Intrastate only	State/County	State/County	\$55.00
Commercial Driver's License (CDL) Class A,B,C	21	5 yrs.	Interstate	State/County	State/County	\$55.00
Restricted CDL (RCDL)	18	21 st birthday, then every 5 years	Must have possessed operator's license for at least 1 year prior to issuance.	State/County	State/County	\$55.00
Commercial Drivers License Permit	18	6 mos.	Must be eligible for operator's license. 2 in 2 yrs.	State/County	State/County	\$10.00
Seasonal Permit	18	21 st birthday, then every 5 years	Must have possessed operator's license for at least 1 year prior to issuance.	State/County	State/County	\$10.00
State Identification Card	0	21 st birthday, then every 5 yrs		State/County	State/County	\$23.75
State Work Permit	16	6 mos.	Max 3 yrs.	State	State	\$45.00

The above are also available in "duplicate" format if lost.

Changes outside of renewal periods when turning in a document are considered "replacement" documents. Valid fields that can be changed include: name, address, height, weight, hair and eye color.

* Must hold an LPE or LPD for at least 2 months before making application for an SCP.

Nebraska Total Licensed Drivers by Type of License/Permit for 2007

Age	Regular Operator License Class O	Operator License/ Motor-cycle Class M	Motor -cycle Class M	Commercial Driver License						Learner's Permit		School Permit SCP	Pro- visional Operator Permit POP	Total License Drivers
				CDL A	CDL B	CDL C	CDL A & Motor-cycle	CDL B & Motor-Cycle	CDL C & Motor Cycle	For School LPE	For POP Class O & M LPD			
14	0	0	0	0	0	0	0	0	0	665	0	1,219	0	1,884
15	0	0	0	0	0	0	0	0	0	43	10,612	3,299	0	13,954
16	0	0	0	0	0	0	0	0	0	0	6,392	0	16,531	22,923
17	2,936	59	0	0	0	0	0	0	0	0	2,693	0	20,846	26,534
18	20,190	269	0	41	11	0	4	0	0	0	1,368	0	0	21,883
19	22,753	365	0	97	23	1	19	1	0	0	663	0	0	23,922
20	23,820	542	0	188	47	4	30	5	0	0	472	0	0	25,108
21	21,284	553	0	253	74	8	55	10	1	0	408	0	0	22,646
22	23,420	737	1	366	104	10	58	19	0	0	361	0	0	25,076
23	24,625	826	0	469	165	20	70	16	1	0	333	0	0	26,525
24	26,007	861	0	576	200	15	100	25	1	0	301	0	0	28,086
25-29	116,869	4,543	1	3,977	1,233	183	769	174	16	0	1,148	0	0	128,913
30-34	96,971	4,852	1	4,720	1,438	162	1,038	245	13	0	630	0	0	110,070
35-39	95,983	5,920	3	5,221	1,744	199	1,277	339	24	0	480	0	0	111,190
40-44	97,108	7,007	3	5,970	1,940	233	1,682	410	32	0	339	0	0	114,724
45-49	109,009	8,555	2	7,203	2,321	316	2,311	494	40	0	325	0	0	130,576
50-54	104,022	8,168	0	6,611	2,159	311	2,022	515	52	0	263	0	0	124,123
55-59	94,598	6,258	1	5,562	1,778	271	1,428	381	33	0	172	0	0	110,482
60-64	73,304	3,821	0	4,025	1,268	227	841	171	23	0	88	0	0	83,768
65-69	55,812	1,953	1	2,584	936	130	451	99	16	0	49	0	0	62,031
70-74	47,075	1,102	0	1,579	507	91	226	61	4	0	23	0	0	50,668
75-79	41,785	654	0	620	243	41	64	7	1	0	11	0	0	43,426
80-84	32,006	315	0	199	71	15	11	2	0	0	10	0	0	32,629
85-89	15,919	111	0	16	6	1	1	1	0	0	16	0	0	16,071
90-94	4,929	19	0	2	0	0	0	0	0	0	0	0	0	4,950
95-99	878	0	0	0	0	0	0	0	0	0	0	0	0	878
100 & over	54	0	0	0	0	0	0	0	0	0	0	0	0	54
TOTAL	1,151,357	57,490	13	50,279	16,268	2,238	12,457	2,975	257	708	27,157	4,518	37,377	1,363,094

2007 NEBRASKA LICENSED DRIVERS BY COUNTY
Including Licensed Drivers with Permits

County	Co. No.	Licensed Drivers	Licensed Drivers with Permits*	Total Licensed Drivers	County	Co. No.	Licensed Drivers	Licensed Drivers with Permits*	Total Licensed Drivers
Adams	14	22,369	1,307	23,676	Jefferson	33	6,137	334	6,471
Antelope	26	5,437	328	5,765	Johnson	57	3,406	176	3,582
Arthur	91	366	15	381	Kearney	52	4,997	301	5,298
Banner	85	571	41	612	Keith	68	6,776	349	7,125
Blaine	86	403	16	419	Keya Paha	82	691	39	730
Boone	23	4,466	288	4,754	Kimball	71	3,015	155	3,170
Box Butte	65	8,988	502	9,490	Knox	12	6,727	402	7,129
Boyd	63	1,744	97	1,841	Lancaster	2	195,066	9,279	204,345
Brown	75	2,613	134	2,747	Lincoln	15	27,460	1,521	28,981
Buffalo	9	31,630	1,785	33,415	Logan	87	624	35	659
Burt	31	5,716	319	6,035	Loup	88	535	29	564
Butler	25	6,472	410	6,882	Madison	7	25,334	1,397	26,731
Cass	20	19,245	1,183	20,428	McPherson	90	409	22	431
Cedar	13	6,870	479	7,349	Merrick	46	5,880	370	6,250
Chase	72	3,124	144	3,268	Morrill	64	3,940	195	4,135
Cherry	66	4,501	252	4,753	Nance	58	2,859	175	3,034
Cheyenne	39	8,119	418	8,537	Nemaha	44	5,409	306	5,715
Clay	30	5,039	314	5,353	Nuckolls	42	3,745	177	3,922
Colfax	43	6,515	422	6,937	Otoe	11	11,760	665	12,425
Cuming	24	7,064	455	7,519	Pawnee	54	2,274	129	2,403
Custer	4	8,633	573	9,206	Perkins	74	2,338	135	2,473
Dakota	70	13,935	899	14,834	Phelps	37	7,103	428	7,531
Dawes	69	6,188	332	6,520	Pierce	40	5,745	432	6,177
Dawson	18	17,046	1,068	18,114	Platte	10	23,483	1,386	24,869
Deuel	78	1,643	74	1,717	Polk	41	4,214	265	4,479
Dixon	35	4,470	255	4,725	Red Willow	48	8,425	470	8,895
Dodge	5	26,905	1,262	28,167	Richardson	19	6,782	369	7,151
Douglas	1	350,964	16,888	367,852	Rock	81	1,262	53	1,315
Dundy	76	1,604	71	1,675	Saline	22	9,412	565	9,977
Fillmore	34	4,743	282	5,025	Sarpy	59	105,805	6,544	112,349
Franklin	50	2,578	147	2,725	Saunders	6	15,374	1,014	16,388
Frontier	60	2,135	127	2,262	Scotts Bluff	21	27,680	1,459	29,139
Furnas	38	3,839	218	4,057	Seward	16	11,942	693	12,635
Gage	3	17,055	823	17,878	Sheridan	61	4,235	161	4,396
Garden	77	1,720	75	1,795	Sherman	56	2,468	138	2,606
Garfield	83	1,449	72	1,521	Sioux	80	1,058	57	1,115
Gosper	73	1,639	96	1,735	Stanton	53	4,633	282	4,915
Grant	92	564	33	597	Thayer	32	4,306	268	4,574
Greeley	62	1,947	109	2,056	Thomas	89	586	26	612
Hall	8	39,024	2,333	41,357	Thurston	55	4,063	188	4,251
Hamilton	28	7,293	531	7,824	Valley	47	3,449	207	3,656
Harlan	51	2,778	169	2,947	Washington	29	14,828	955	15,783
Hayes	79	787	67	854	Wayne	27	6,191	378	6,569
Hitchcock	67	2,412	107	2,519	Webster	45	2,942	183	3,125
Holt	36	8,385	503	8,888	Wheeler	84	644	47	691
Hooker	93	606	41	647	York	17	10,700	631	11,331
Howard	49	5,028	306	5,334	Total		1,293,334	69,760	1,363,094

*Includes all permits (LPE,LPD,SCH,POP)

**NEBRASKA OFFICE OF HIGHWAY
SAFETY DIVISION**

The Nebraska Office of Highway Safety was established in 1967 to coordinate, develop, and implement Nebraska's annual traffic safety plan in accordance with the Federal Highway Safety Act of

1966. Under the Act, the Governor shall designate the Governor's Highway Safety Representative whose responsibility is to oversee the state's annual federal highway safety allocation to reduce traffic-related injuries and fatalities.

During FY2007, a total of \$4,124,836 was expended from federal highway safety funding allocations Sections 402, 157 Incentive, 163, 405, 408, 410, 1906, 2010 to a total of 515 individual projects and 59 grants. Seventy-five percent of the funds were awarded to directly benefit local, county, municipal government agencies, and local non-profit organizations. The remainder was awarded to state agencies for traffic safety projects.

The purpose of the plan is to identify and prioritize Nebraska's traffic safety problems that are contributing to traffic-related injuries and fatalities. The Plan establishes those priority problems and identifies the best opportunities to reduce traffic-related injuries and fatalities. The Plan also includes those system support activities that are necessary to carry out those direct impact projects.

Methods

- Utilizing Nebraska data for fatal and injury (*A and ^B type) crashes, four-priority emphasis areas have been identified: 1) Alcohol-related crashes; 2) Occupant Restraint Use; 3) Speed-related crashes, and 4) Youth Involved (ages 16 to 20) crashes. A fifth emphasis area ("All Other Factors") is utilized to address other issues when appropriate.
- A total of 24 counties have been identified as priority counties. These counties are given first consideration for grant awards and project activity. Remaining counties are considered for special programs and for assistance.
- Measurable goals and objectives are determined using at least three years of historical data. The annual goals are selected using expected trends.
- Individual grants are awarded based upon the quality of problem identification and the outcome performance expected while implementing strategies and activities.

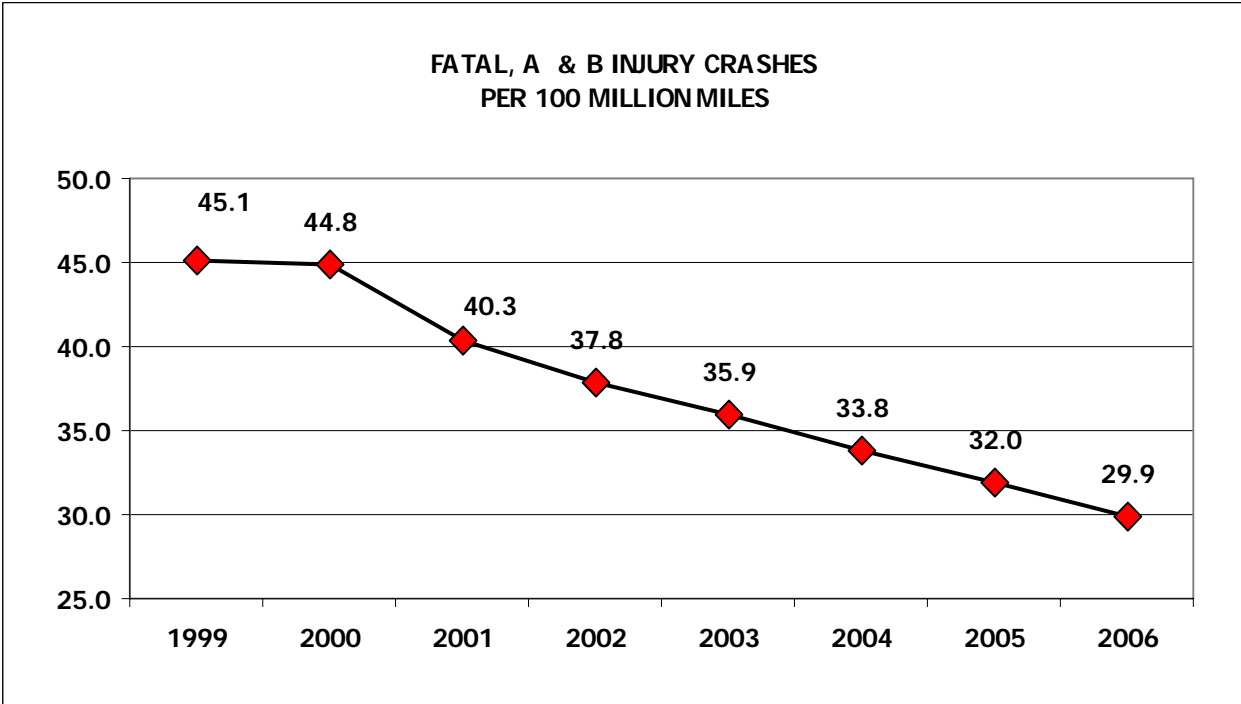
* A = Disabling Injury

^ B = Visible, but not disabling injury

Results

The overall goal was to reduce **Fatal, A and B Injury Crashes** by 4% (5,321) in 2007.

	1999	2000	2001	2002	2003	2004	2005	2006
All Crashes (Fatal, A & B)	7,930	7,908	7,237	6,916	6,682	6,305	6,051	5,706
Crash Rate	45.1	44.8	40.3	37.8	35.9	33.8	32.0	29.9

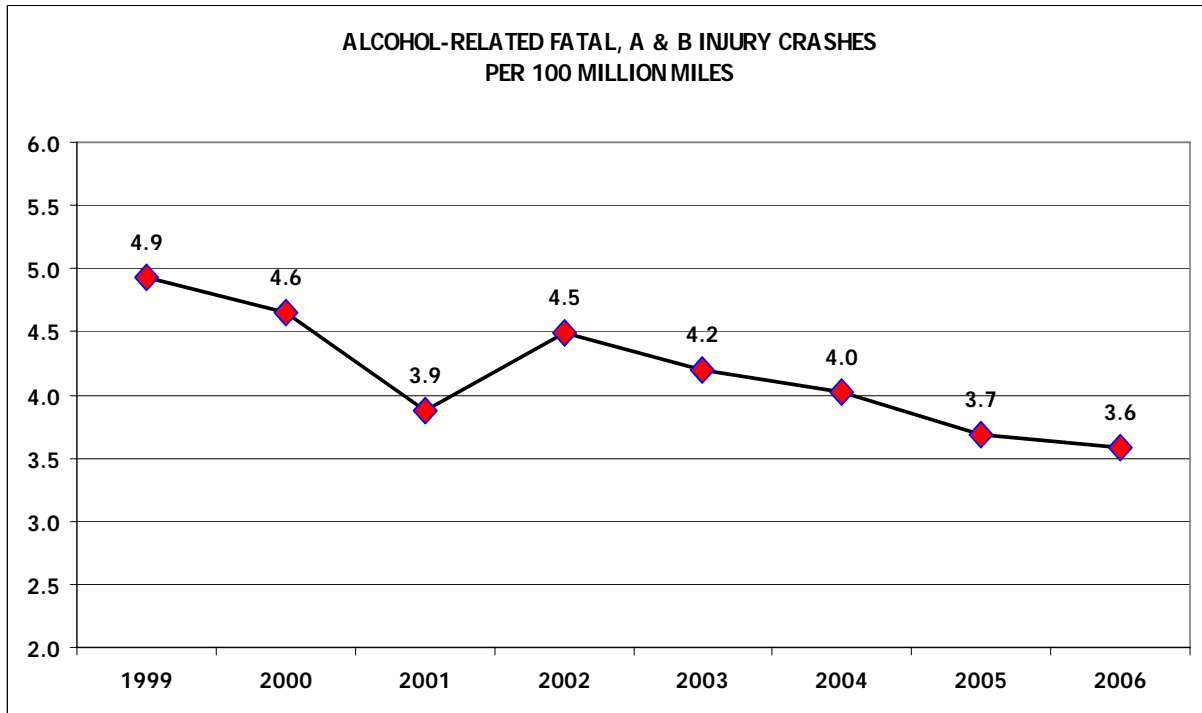


Pickup and Semi Crash

The pickup driver was killed when he was unable to stop in snowy conditions and drove under the semi, shearing off the top of the pickup. The semi was turning onto the highway when the collision occurred. Alcohol was not a factor in the crash. (Courtesy of the Grand Island Independent)

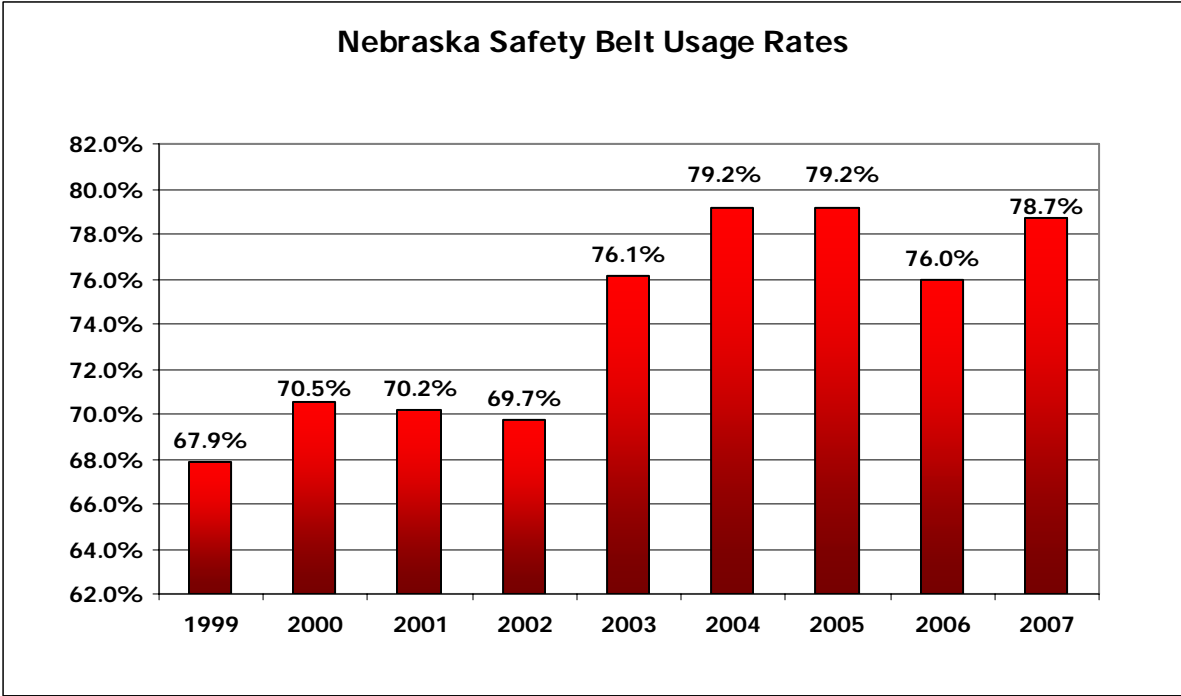
The goal was to reduce **Alcohol-Related Fatal, A and B Injury Crashes** by 4% (605).

	1999	2000	2001	2002	2003	2004	2005	2006
Alcohol-Related Crashes (Fatal, A & B)	866	820	694	820	781	748	698	682
Alcohol-Related Crash Rate	4.9	4.6	3.9	4.5	4.2	4.0	3.7	3.6



Partnered with BlueCross/BlueShield of Nebraska and Lamar Outdoor Advertising to produce 48 billboards with the message "Don't let this be your holiday photo. Never drink & drive". The billboards were posted for 6 weeks starting in November 2006 for National Drunk & Drugged Driving (3D) Prevention Month in Omaha, Lincoln, North Platte, Hastings, Grand Island, and Kearney.

The goal was to increase safety belt usage to 85.2%. The observed **Occupant Restraint Use** in 2007 increased from the previous year by 2.7% to 78.7%.

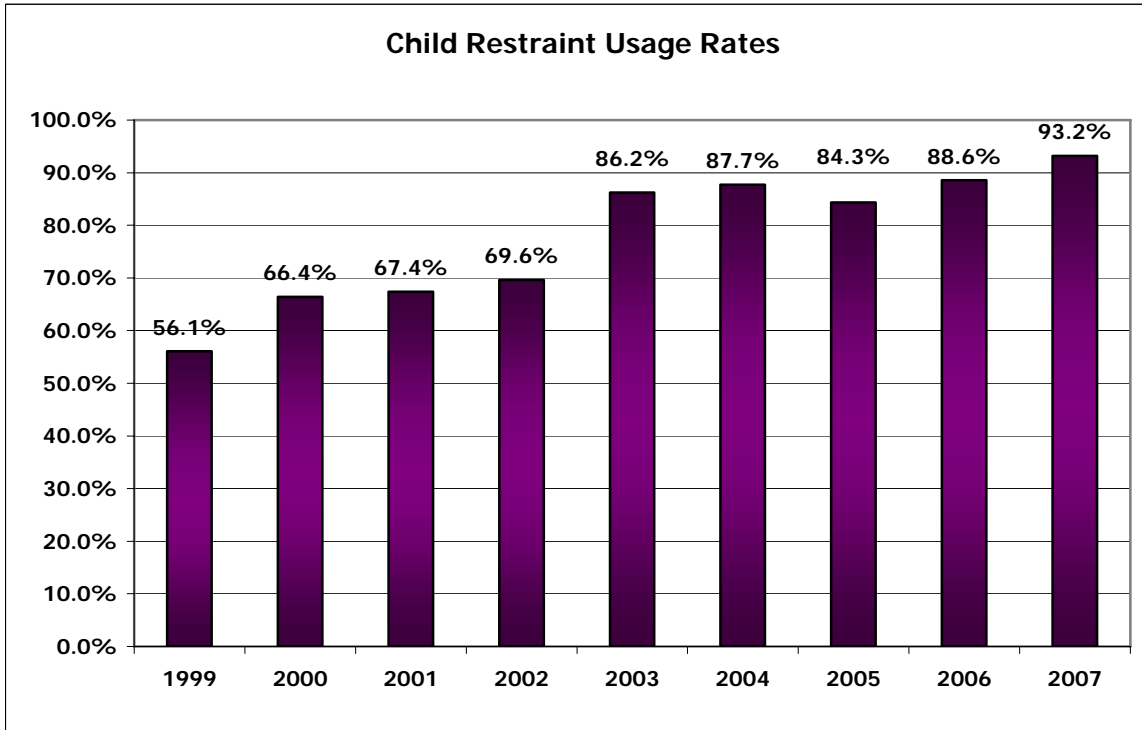


“Buckle Up in Your Truck” Media Event

On Wednesday, April 25, at 11:00 a.m. in Lincoln, at the main entrance to the Haymarket Park Baseball Stadium, a news conference was held to kick-off the second year of the “Buckle Up in Your Truck” Mobilization Campaign. Approximately 30 attended the news conference. The Nebraska State Patrol demonstrated the Rollover Simulator.



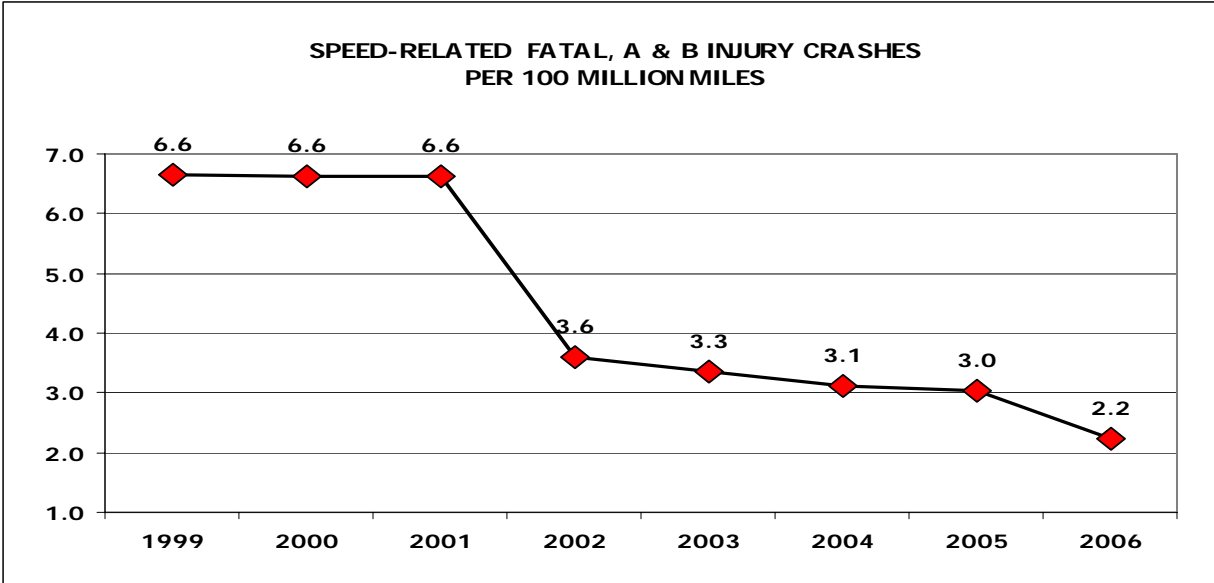
Child Restraint Use for children under age six increased from 88.6 % in 2006 to 93.2% in 2007. The 2007 rate is highest observed rate achieved since 1999 with the first observed rate of 56.1%, which is a 37.1% increase since this series of surveys began.



	INFANTS	TODDLER	YOUNG CHILDREN	OLDER CHILDREN
AGE & WEIGHT	Birth to at least 1 year and at least 20-22 lbs.	Over 1 year and between 20 lbs. – 40 lbs.	Over 40 lbs. until at least 8 years old and approx. 4'9"	Over 8 yrs old & has out grown limits of the safety seat
TYPE OF SEAT	Infant only or rear-facing convertible	Convertible rear-facing or forwarding-facing	Belt positioning booster or seat with harness designed for more than 40 lbs.	Safety belt

The 2007 goal was to reduce **Speed-Related Fatal, A and B Injury Crashes** by 4% (539). The number of speed-related fatal, A and B injury crashes decreased from 1,187 to 656. In 2002, a change on the crash report form field called “Contributing Circumstances, Driver” limited the number of selections from three to one.

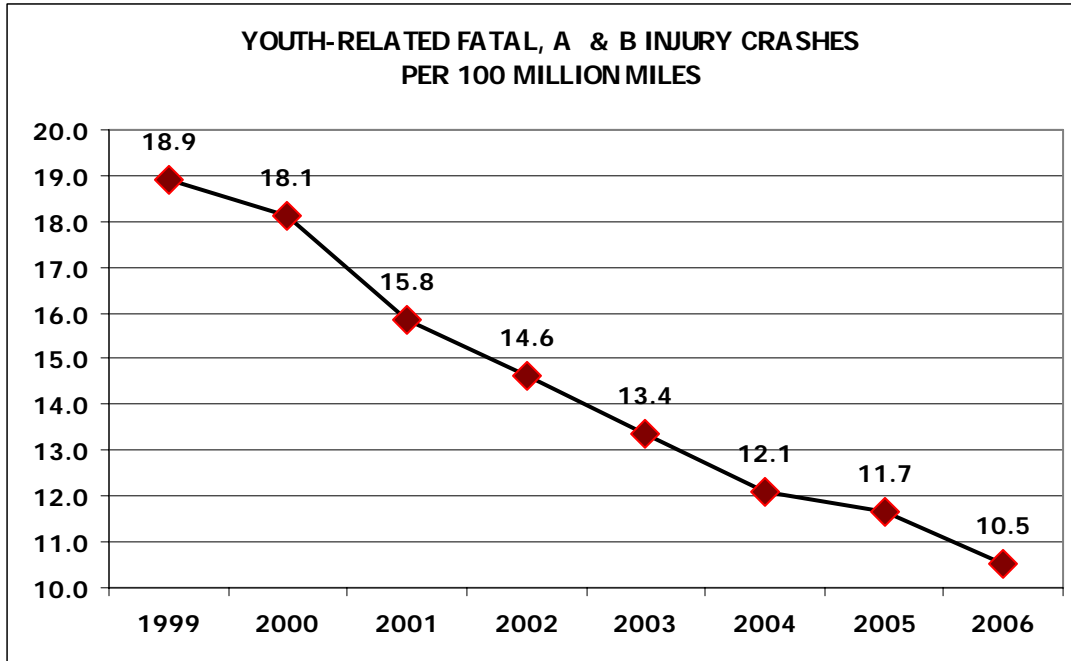
	1999	2000	2001	2002	2003	2004	2005	2006
Speed-Related Crashes (Fatal, A & B)	1,168	1,167	1,187	656	622	581	576	425
Speed-Related Crash Rate	6.6	6.6	6.6	3.6	3.3	3.1	3.0	2.2



Nebraska Office of Highway Safety provided three speed monitoring trailers to twenty-nine agencies, 14 (48%) within the target counties, and 15 (52%) in non-target counties.

The goal was to reduce **Youth-Involved Fatal, A and B Injury Crashes** for young people ages 16 through 20 by 4% (1,887). The number of crashes declined by 10.8% from 2,253 in 2004 to 2,010 in 2006.

	1999	2000	2001	2002	2003	2004	2005	2006
Youth-Involved Crashes (Fatal, A & B)	3,320	3,193	2,841	2,672	2,486	2,253	2,207	2,010
Youth-Involved Crash Rate	18.9	18.1	15.8	14.6	13.4	12.1	11.7	10.5

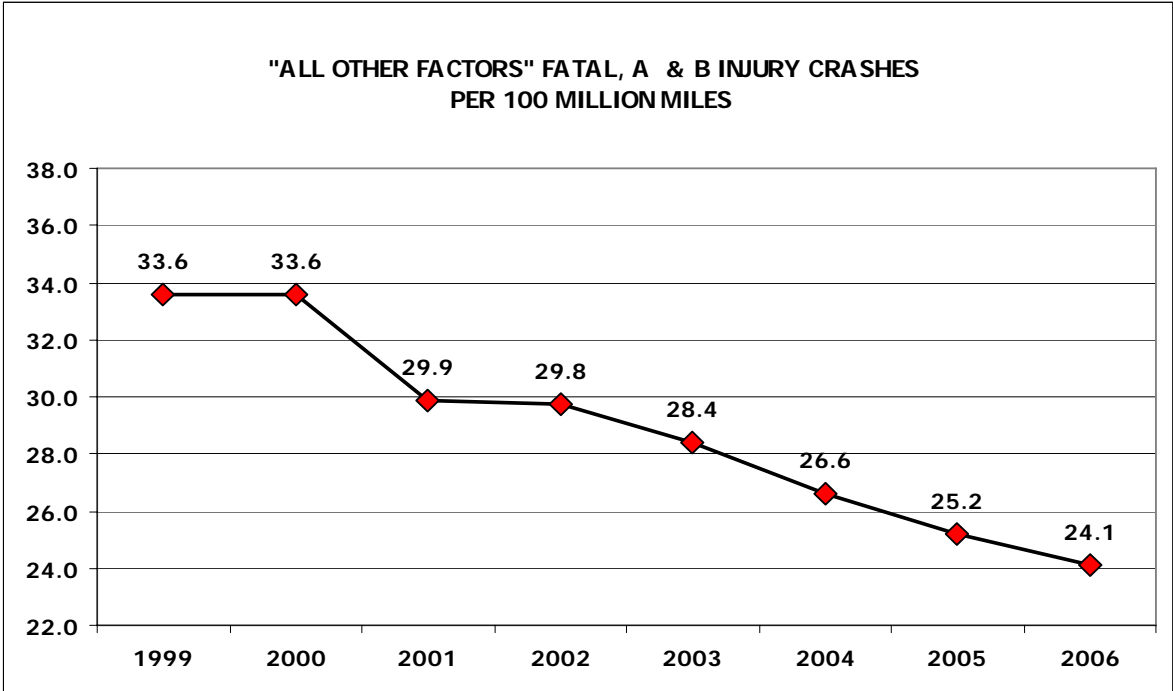


Tragic Rollover Crash

An 18-year old was unable to maintain control of a mini-van after hitting a patch of wet road and hydroplaned. The vehicle rolled several times and ejected the driver and one passenger who died. The driver and three other passengers were treated and released. The County Sheriff noted that seat belts were not in use. (Courtesy of the Custer County Chief)

The goal was to reduce “All Other Factors” Fatal, A and B Injury Crashes (minus Alcohol and Speed) by 4% (4,177).

	1999	2000	2001	2002	2003	2004	2005	2006
“All Other Factors” Crashes (Fatal, A & B)	5,896	5,921	5,356	5,440	5,279	4,976	4,777	4,599
“All Other Factors” Crash Rate	33.6	33.6	29.9	29.8	28.4	26.6	25.2	24.1



Fifty billboards, containing 4 different motorcycle awareness/share-the-road messages, were placed in 24 urban and rural cities. On a daily basis, an average of 459,928 persons were exposed to the motorcycle billboard campaign.



Conclusions

While the 2007 crash data was unavailable at the time the annual report was completed, progress is determined by comparing 2006 crash data with 2005 because initial program activity begins in 2006.

Between 2005 and 2006; fatal, A and B injury crashes; speed-related and youth-involved fatal and injury crashes reached or exceeded the 4% decrease goal.

While alcohol-related and “all other factors” fatal and injury crash totals failed to reach the 4% decrease goal; there was a decrease of 2.3% and 3.7% respectively. The observed driver and front seat passenger safety belt usage rate increased by 2.7% from 76.0% in 2006 to 78.7% in 2007.

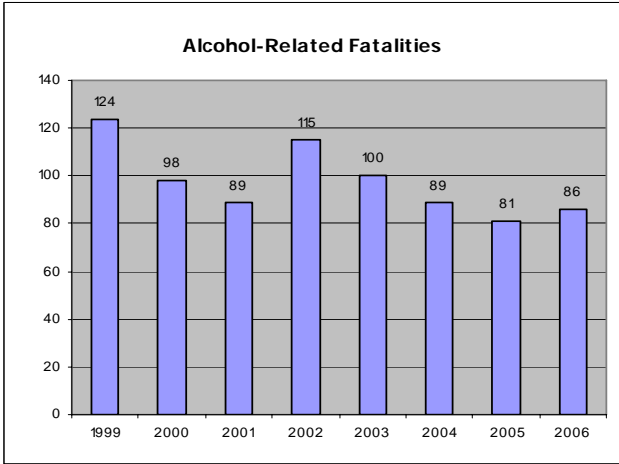
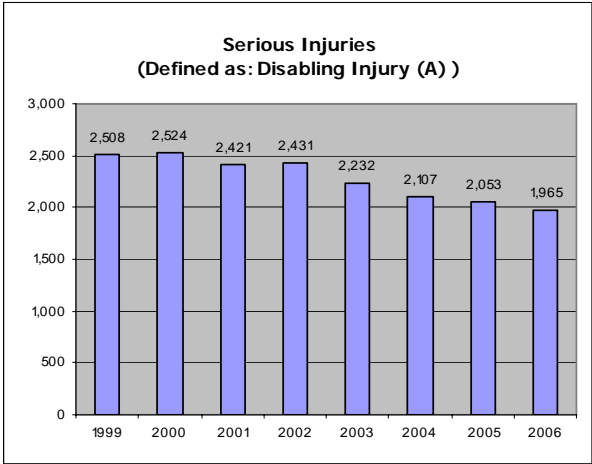
- In Nebraska’s Performance-Based Strategic Traffic Safety Plan FY2007, a more aggressive approach of goal setting was taken in several areas, including the overall goal.
- Observed occupant restraint use survey results: Children under age six (93.2%) and safety belt use for drivers and front seat passengers (78.7%).
- Fatal, A and B injury crashes continue to decrease in number from (6,051) in 2005 to (5,706) 5.7% in 2006.
- Alcohol-related fatal and serious injury crashes decreased by 2.3% from the previous year (698 to 682).
- Speed-related fatal and injury crashes decreased by 26.2%, from 576 to 425 in 2006.
- Youth-related fatal and injury crashes decreased by 8.9%, decreased 2,207 to 2,010.
- All Other Factors fatal and injury crashes decreased by 3.7%, from 4,777 to 4,599.
- While the total miles driven increased by 0.7 percent in Nebraska during 2006, the number of fatal crashes decreased (5.0%) along with a decline in injury crashes (6.9%) and the number of persons injured declined from 19,827 in 2005 to 18,424 in 2006. The total number of reported crashes decreased by 4.0% from 35,739 in 2005 to 32,780 in 2006.
- Nebraska continues to experience success in reducing the total number of reported crashes and injuries while the number of miles driven increased. Traffic deaths decreased by 2.5% (276 in 2005 to 269 in 2006) while the traffic fatality rate reached 1.41 per 100 million vehicle miles. The number of people injured decreased by 7.1% from the previous year.

Percent Comparison for Annual Report 2007	2005	2006	2005/2006 Difference
Fatal, A & B Crashes	6,051	5,706	-5.7%
Alcohol-Related FAB	698	682	-2.3%
Speed Related FAB*	576	425	-26.2%
Youth-Involved FAB	2,207	2,010	-8.9%
All Other Factors	4,777	4,599	-3.7%
	2006	2007	2006/2007 Difference
Occupant Restraint Use	76.0	78.7	2.7
Child Restraint Use	88.6	93.2	4.6
	2005	2006	2005/2006 Difference
Miles Driven	18,938	19,062	0.7%
Fatal Crashes	238	226	-5.0%
Injury Crashes	13,389	12,471	-6.9%
Total Injury Crashes	35,739	32,780	-8.3%
People Injured	19,827	18,424	-7.1%
People Killed	276	269	-2.5%
Red Shows Decrease Blue Shows Increase *Speed changes on crash report began in 2002			

Nebraska Annual Evaluation Report Summary

Nebraska Annual Comparative Data											
					Progress Report Data CY2003 - 2006				Projection		
	1999	2000	2001	2002	2003	2004	2005	2006	2007	2008	
Fatalities	295	276	246	307	293	254	276	269	263	254	
Serious Injuries (Defined as: Disabling Injury (A))	2,508	2,524	2,421	2,431	2,232	2,107	2,053	1,965	1,887	1,748	
Fatalities & Serious Injuries Combined (F/A)	2,803	2,800	2,667	2,738	2,525	2,361	2,329	2,234	2,150	2,002	
Vehicles Miles (Millions)	17,570	17,637	17,940	18,281	18,592	18,630	18,938	19,062	19,186	19,310	
Fatality Rate/(100 million VMT)	1.68	1.56	1.37	1.68	1.58	1.36	1.46	1.41	1.37	1.32	
Fatality & Serious Injury Rate / (100 million VMT)	16.0	15.9	14.9	15.0	13.6	12.7	12.3	11.7	11.2	10.4	
Population	1,674,074	1,711,263	1,711,263	1,711,263	1,711,263	1,738,189	1,747,214	1,768,331	1,789,448	1,810,565	
Fatality Rate /100K Population	17.6	16.1	14.4	17.9	17.1	14.6	15.8	15.2	14.7	14.0	
Fatality & Serious Injury Rate /100K Population	167.4	163.6	155.8	160.0	147.6	135.8	133.3	126.3	120.1	110.6	
Alcohol Related Fatalities	124	98	89	115	100	89	81	86	82	77	
Alcohol Related Fatalities as a Percentage of All Fatalities	42.0%	35.5%	36.2%	37.5%	34.1%	35.0%	29.3%	32.0%	31.2%	30.3%	
Alcohol Related Fatality Rate /(100 million VMT)	0.71	0.56	0.50	0.63	0.54	0.48	0.43	0.45	0.43	0.40	
Fatal, A and B Injury Crashes	7,930	7,908	7,237	6,916	6,682	6,305	6,051	5,706	5,428	4,969	
Alcohol Related Fatal, A and B Crashes	866	820	694	820	781	748	698	682	653	601	
Percent of Population Observed Using Safety Belts*	67.9%	70.5%	70.2%	69.6%	76.1%	79.2%	79.2%	76.0%	78.3%	84.5%	
Speed Related Fatal, A and B Injury Crashes	1,168	1,167	1,187	656	622	581	576	425	380	323	
Youth Related Fatal, A and B Injury Crashes	3,320	3,193	2,841	2,672	2,486	2,253	2,207	2,010	1,882	1,707	
All Other Factors - Fatal, A and B Injury Crashes	5,896	5,921	5,356	5,440	5,279	4,976	4,777	4,599	4,395	4,046	
Percent of unbelted drivers and occupants seriously injured or killed in a crash	56.3%	52.6%	55.6%	54.8%	45.7%	54.0%	52.1%	48.1%	48.9%	45.5%	

*Safety belt percentages from "The Buffalo Beach Company" statewide observation Safety Belt Use Surveys



Nebraska Motorcycle Safety Education

The Nebraska Office of Highway Safety is responsible for the administration of the Motorcycle Safety Education act. A provision of this Act is oversight of motorcycle rider training courses. Successful completion of the beginning Motorcycle Safety Education Course will allow the applicant to waive both the written and road test at the DMV driver license examination station to receive a Class "M" endorsement.

Currently, eight sites are certified by DMV to offer basic motorcycle safety education training. The site sponsors and their locations are: (1) National Safety Council – Greater Omaha Chapter with ranges in Omaha and at Offutt AFB, (2) Southeast Community College – Lincoln Campus with a Lincoln range site, (3) Central Community College in Hastings with ranges in Hastings and Columbus, (4) Western NE Motorcycle Training with a range in Scottsbluff, (5) Frontier Harley-Davidson/Buell with a range in Lincoln (6) Western Iowa Tech College with a range in Sioux City, Iowa, (7) Dillon Brothers Harley-Davidson with a range between Omaha and Elkhorn, and (8) Northeast Community College with a Norfolk range site.

A total of 2,065 applicants participated in the beginning rider course during 2007. Of those, 1,825 successfully completed the training. The Nebraska Office of Highway Safety sponsored an Instructor Preparation Course in 2007. The course was conducted at Central Community College in Hastings with 12 new instructors certified to begin teaching motorcycle safety education. At the end of 2007, the Nebraska Motorcycle Safety Education Program has a total of seventy-one (71) motorcycle instructors certified to teach the Motorcycle Safety Foundation beginning course – the Basic Rider Course or BRC.

Office of Juvenile Justice and Delinquency Prevention

The Nebraska Office of Highway Safety has been designated by the Governor to administer the Office of Juvenile Justice and Delinquency Prevention's (OJJDP) Enforcing Underage Drinking Laws (EUDL) Grant. As a result, an Underage Drinking Prevention Advisory Task Force has been established and grants have been awarded to Project Extra Mile, a non-profit organization that facilitates community coalitions in implementing local activities targeting underage alcohol use. Funding provides local community coalition staff assistance, training, educational materials, travel and overtime enforcement targeting underage drinking laws.

In addition to statewide project activity, Nebraska counties with EUDL activity are: Douglas, Sarpy, Hall, Madison, Dawson, Scotts Bluff and Platte. Annual funding received by Nebraska for these efforts is approximately \$350,000. The community coalitions utilize the work groups in their effort: Public Policy, Youth in Action, Enforcement & Adjudication, Awareness & Access and Information & Education. Communities utilize the Project Extra Mile model to achieve the mission to "Create a community consensus that clearly states that underage alcohol use is illegal, unhealthy and unacceptable."

The enforcement is directed to underage saturation and large party patrols; alcohol retailer compliance checks; shoulder tap operations; and alcohol source investigation.

Traffic Violation Diversion Program

Since 2003, the DMV has been responsible for promulgating rules and regulations as well as the oversight of the traffic violation pre-file and pre-trial diversion programs offered by individual jurisdictions.

The rules and regulations of the pre-trial traffic diversion established requirements that have provided that each jurisdiction must submit an application to the DMV to obtain approval to offer the traffic violation diversion program. Standards for classes include: the length of time, curriculums offered, fees charged, frequency of participation, and the sharing of participant records. These are the criteria reviewed to determine if the program merits approval.

The responsibility of administering the Traffic Violation Diversion Program is being shared by the Legal Division and the Office of Highway Safety Division. During 2007, a total of 92 Nebraska jurisdictions were awarded approval certificates to offer the programs. The 81 counties and 13 cities contract with one or more of the seven approved course providers within the state. A total of 149 active instructors were certified to offer the approved traffic violation diversion program.

The legislature restricted the types of traffic violations that are allowed to participate in the diversion program and limited the number of times that an individual can participate to once every three years. In addition, a federal requirement restricts any individual with a commercial driver license endorsement from participating in a traffic violation diversion program.

**DRIVER & VEHICLE RECORDS
DIVISION**

The responsibilities of the Driver and Vehicle Records Division includes:

- Updating and maintaining the Nebraska Traffic Safety Information file
- Maintaining the Nebraska Vehicle Title and Registration Information file
- Updating and maintaining the Nebraska Motor Vehicle Insurance Database
- Providing prompt, reliable and accurate vehicle and driver information
- Ensuring that all standards are met in the driver license, title and registration, and handicapped parking permit issuance processes
- Developing and supplying all related forms, plates, permits and applications
- Investigating fraudulent activities as they relate to driver's license, title and registration issuance

Activities in 2007 included the following:

- Effective January 5, 2007, issuance of a redesigned Vehicle Identification Number (VIN) plate began. This new plate identifies the Nebraska DMV as the issuing agency and allows the owner the choice of riveting or affixing (by adhesive) the plate to the vehicle.
- Effective August 31, 2007, LB 286 was implemented. This legislation modified and added several definitions to the Motor Vehicle Certificate of Title and Registration Acts, codified processes that were already in place, and harmonized several sections in follow up to our recodification project that was completed in 2005. In addition, a process for issuance of a certificate of title to a licensed motor vehicle dealer when the original assigned certificate of title has been lost or mutilated was initiated and several changes to the specialty plate programs were incorporated. The last change included gave authority to the Department or any designed county official to request a sheriff's inspection at any time to determine if a vehicle meets the definition of motor vehicle.
- In cooperation with the Financial Responsibility and Driver Examining Divisions, implemented the issuance of Employment Driver Permits by the county treasurers, effective June 4, 2007.
- Work was completed in December to accommodate the January 1, 2008 effective date of LB 415. This legislation required an update to the digital driver's license system to provide additional language on the back of the POP, SCP, LPE, and LPD regarding the passenger and interactive wireless communication device restrictions.
- 194 investigative cases of fraudulent activity were opened and actively investigated.

Major activities in the achievement of our goals include:

- Approve and maintain Self-Insurance companies in Nebraska.
- Compile and publish a list of insurance companies licensed to do business in Nebraska for use by the county treasurers.
- Process license plate and validation decal orders for 93 counties.
- Complete requests for vehicle and driver records.
- Issue handicapped parking permits.
- Design, order and distribute forms used by county officials in the issuance of driver licenses, titles and registrations.
- Maintain records of all licensed drivers and all vehicles titled and registered in Nebraska.

- Maintain records of all vehicles insured in this state and disseminate such information to the county treasurers for use in registering vehicles.
- Provide vehicle information concerning safety recall campaigns.
- Issuance of message, spirit, sample, repossession, amateur radio, ex-prisoner of war, purple heart, handicapped, Disabled American Veteran, Pearl Harbor survivor, transporter, boat dealer trailer, antique, and film vehicle license plates.
- Preparation, verification, microfilming, and data entry of forms used in the driver's license testing and issuance process from all 93 counties.
- Provide Help Desk assistance to County Treasurers and County Clerks in the issuance of driver licenses, titles and registrations.
- Provide assistance to the general public and law enforcement in driver license, title, registration and handicapped parking permit related areas.
- Maintain files on medical and vision rechecks and out-of-state citations.
- Transferring of information from one state DMV to another.
- Provide clearance and military exemption information.
- Investigates and makes arrests for violations of alleged fraudulent practices relating to identity theft and motor vehicle related documents.
- Create and provide training to staff, agents, and other requesters for identity theft and motor vehicle related document authentication.

DRIVER AND VEHICLE RECORD STATISTICS – 2007

Driver Licenses Issued		304,509
Driver Permits Issued		63,141
Identification Cards Issued		33,618
Duplicate/Replacement Licenses/Permits Issued		88,152
TOTAL Driver License/Permits/ID Cards Issued		489,420
Driving Records Processed through DMV		20,860
Driving Records Processed through Nebraska.gov		1,035,390
TOTAL Driving Records Processed		1,056,250
Medical/Vision Recheck Notice Letters		1,806
Medical/Vision Recheck Cancel Warning Letters		364
Medical/Vision Recheck Licenses Cancelled		168
Surrendered Licenses Processed		23,795
Clearance and Military Letters Processed		605
Monies received from the sale of vehicle record information – DMV		\$148,068
Monies received from the sale of vehicle record information – Nebraska.gov		\$114,966
Monies received from driver record monitoring service		\$267,818
Monies received from driver header records		\$14,332
Message Plates Processed	New	5,224
	Renewal	50,981
Cornhusker Spirit Plates Processed	New	816
	Renewal	6,636
License Plates Issued	Sample License Plates	16
	Amateur Radio	51
	Ex-Prisoner of War	1
	Purple Heart	61
	Handicapped	1,646
	Handicapped Renewal	6,533
	Disabled American Veteran	123
	Pearl Harbor	0
Plates/ Registrations Issued	Repossession	69
	Transporter	1,766
	Boat Dealer Trailer	106
	Film Vehicle	0
Titles Issued	Bonded	200
	State	1,331
	Duplicate	38,196
	Corrected	7,409
	Statewide	635,858
	Titles Surrendered to Other States	47,568
	Titles Marked Junked	5,689
	Liens Noted	215,524
Misc. Issued	Vehicle Identification Number Plates Issued	265
	Hull Identification Number Plates Issued	46
	Handicapped Permits Issued	37,588
Antique Plates/Registrations Issued	Motorcycle	29
	Motorcycle Vintage	5
	Regular	482
	Vintage	356
	TOTAL Antique Plates	872

**NEBRASKA
2007 VEHICLE REGISTRATION**

TOTAL VEHICLES REGISTERED IN 2007
2,148,061

PASSENGER

Regular	1,048,134
Amateur Radio	1,374
Message	39,623
Spirit	1,863
Spirit Message	3,755
Non-Resident	6,771
Handicapped	7,189
Antique	11,288
Vintage	1,267
Ex-Prisoner of War (ex-pow)	83
Pearl Harbor Survivor	16
Disabled American Veteran	512
Purple Heart	924
Thirty Day	78
TOTAL	1,122,877

MOBILE HOME

Recreational	30,025
Self-Propelled	7,813
Message Recreational	98
Message Self-Propelled	159
Spirit Recreational	1
Spirit Self-Propelled	8
Spirit Message Recreational	3
Spirit Message Self-Propelled	8
TOTAL	38,115

BUS

Non-Commercial	1,337
School	586
Commercial	614
Non-Resident	3
Local	52
TOTAL	2,592

GOVERNMENT

Municipal	13,477
County	10,353
State	9,600
School District	7,406
TOTAL	40,836

TAX EXEMPT

TOTAL	3,720
--------------	--------------

SNOWMOBILE

TOTAL	649
--------------	------------

TRAILER

Utility	149,559
Farm	60,920
Fertilizer	21,767
Commercial	24,307
Pole & Reel	402
Non-Resident	320
Semi	4,688
Apportioned Trailer Units	73,849
TOTAL	335,812

DEALER

Passenger	11,144
Personal Use	348
Motorcycle	434
Trailer	583
Snowmobile	2
Boat Dealer Trailer	102
Repossession	83
Transporter	1,997
TOTAL	14,693

TRUCK

Commercial	332,697
Farm	148,047
Non-Resident Commercial	1,224
Local	922
Message Commercial	10,895
Spirit Commercial	464
Spirit Message Commercial	978
Message Farm	1,741
Spirit Farm	35
Spirit Message Farm	134
Special Mobile Equipment (SME)	1,076
Soil & Water	470
Farm Semi - Tractor/Trailer	7,325
10% Reduction	228
Apportioned Power Units	39,144
TOTAL	545,380

MOTORCYCLE

Regular	40,797
Non-Resident	414
Message	1,898
Spirit	1
Antique	239
Handicapped	22
Vintage	16
TOTAL	43,387

2007 DMV Annual Report

2007

COUNTY	NO.	PLATE TYPE																				BUS						
		Pass-enger	Handicap	MC Hand	Am. Radio	Mobile Home	Tax Exempt	Mess-age	Spirit	Spirit Mess.	PH Surv	Ex-POW	DAV	Purple Heart	Antiq.	Vin-tage	Motor-cycle	Snow-moblie	Comm.	Apport-ioned	Farm	Farm Semi	Local	Soil-Water	SME	10% Red.	Comm	Non-Comm
ADAMS	14	17,673	152	1	23	821	250	1,121	55	82	-	2	17	25	41	-	782	-	6,971	2,041	104	26	9	6	-	-	1	6
ANTELOPE	26	4,317	21	-	14	295	11	216	7	16	1	-	3	5	23	-	284	5	1,803	2,379	155	7	5	20	-	-	-	-
ARTHUR	91	236	1	-	1	19	-	11	-	-	-	-	-	-	-	-	6	-	55	300	2	-	-	3	-	-	-	-
BANNER	85	443	1	-	-	29	-	17	1	1	-	-	-	-	-	-	17	-	78	602	47	-	-	9	-	-	-	-
BLAINE	86	254	4	-	-	35	1	17	-	1	-	-	-	-	-	-	8	-	56	410	1	-	-	3	3	-	-	-
BOONE	23	3,666	10	-	11	194	4	195	21	22	-	-	1	5	20	-	183	7	1,306	1,930	162	-	7	10	7	-	-	-
BOX BUTTE	65	7,039	65	-	3	417	31	259	21	29	-	-	1	3	47	-	623	4	3,462	1,957	121	11	-	14	35	1	6	
BOYD	63	1,410	7	-	2	77	3	43	1	3	-	1	-	1	9	-	102	2	409	816	3	1	2	-	-	-	-	-
BROWN	75	1,851	19	-	-	124	3	78	4	6	1	-	-	3	2	-	89	9	765	1,186	29	6	10	16	-	-	-	1
BUFFALO	9	25,661	177	2	35	1,102	141	1,304	74	112	1	-	17	32	58	-	1,253	12	10,454	3,162	191	15	1	60	4	10	109	
BURT	31	4,239	26	-	4	227	5	335	4	19	-	3	-	3	17	-	239	7	1,853	1,485	145	5	5	-	-	-	-	-
BUTLER	25	5,644	38	-	5	257	7	312	9	19	-	2	1	8	28	-	251	1	2,008	2,365	139	3	8	1	-	4	3	
CASS	20	15,277	111	1	24	1,088	46	1,087	39	78	-	1	5	22	30	-	926	35	6,745	2,000	102	3	11	9	-	-	-	37
CEDAR	73	5,497	22	-	3	297	6	131	11	13	-	-	2	5	16	-	220	30	1,982	2,349	103	2	4	13	-	-	-	1
CHASE	12	2,255	13	-	1	166	3	140	4	15	-	1	-	1	2	-	94	1	1,143	1,545	186	6	4	10	3	-	-	-
CHERRY	66	3,281	23	-	3	208	11	168	5	17	-	-	2	3	9	-	163	4	1,217	2,165	27	2	-	15	-	-	-	21
CHEYENNE	39	6,291	38	-	5	406	21	184	23	16	-	-	1	6	29	-	335	2	2,772	1,708	58	6	-	11	9	-	-	4
CLAY	30	4,175	35	-	1	328	-	270	10	13	-	-	4	1	25	-	187	-	1,973	1,852	194	6	7	21	1	-	-	2
COLFAX	43	6,366	22	-	9	272	16	291	15	37	-	-	1	4	18	-	218	9	2,076	1,664	101	11	-	13	-	-	-	1
CUMING	24	5,802	34	-	5	287	38	232	11	14	-	1	-	6	17	-	179	12	2,081	2,301	25	12	2	-	-	-	-	1
CUSTER	4	6,836	37	-	11	520	20	345	7	31	1	3	6	5	23	-	309	9	2,331	4,173	245	6	27	51	4	-	-	1
DAKOTA	70	11,850	102	-	13	421	1	282	35	37	-	1	1	14	-	-	409	63	3,859	682	58	2	-	4	-	-	-	1
DAWES	69	4,424	32	-	17	264	40	157	4	7	1	1	6	7	7	-	296	6	1,870	1,359	10	5	4	29	-	-	1	3
DAWSON	18	13,864	99	-	9	606	42	607	39	57	-	3	4	18	39	-	462	5	5,767	3,010	12	3	3	24	3	1	3	
DEUEL	78	1,288	8	-	-	83	7	23	2	3	-	1	-	-	-	-	64	-	674	693	6	-	4	4	-	-	-	-
DIXON	35	3,853	28	-	4	230	3	162	9	7	-	-	-	1	8	-	138	12	1,369	1,147	72	2	-	13	1	-	-	-
DODGE	5	21,600	173	-	51	950	32	1,318	56	94	-	-	3	21	80	-	1,106	6	8,197	1,773	123	25	3	6	1	1	51	
DOUGLAS	1	292,516	1,696	6	257	4,207	1,371	14,195	549	1,402	1	18	39	171	463	-	7,934	94	61,864	603	9	250	-	20	2	502	369	
DUNDY	76	1,229	11	-	1	86	1	53	5	2	-	-	-	-	2	-	50	-	544	1,028	73	1	-	2	-	-	-	-
FILLMORE	34	3,753	27	-	3	258	7	233	7	21	-	-	10	4	34	-	258	-	1,791	1,866	203	13	3	60	-	-	-	3
FRANKLIN	50	2,008	25	-	1	116	2	75	9	5	-	-	4	2	17	-	76	-	796	1,468	7	-	3	-	-	-	-	1
FRONTIER	60	1,680	14	-	-	130	11	82	-	5	-	-	1	4	5	-	64	-	717	1,479	57	-	8	-	-	-	-	-
FURNAS	38	3,147	53	-	11	251	28	160	4	13	-	-	2	3	13	-	152	2	1,490	1,415	117	1	15	8	19	-	-	-
GAGE	3	13,705	79	-	13	798	69	699	34	74	1	-	5	11	92	-	484	-	5,786	2,906	119	22	17	16	-	-	8	8
GARDEN	77	1,305	9	-	2	82	3	50	-	5	-	-	4	3	6	-	82	53	1	562	887	30	2	-	7	6	-	-
GARFIELD	83	1,114	7	-	3	65	-	70	4	2	-	-	-	1	-	-	42	1	478	651	8	3	-	12	2	1	3	
GOSPER	73	1,294	17	-	1	81	2	97	4	8	-	1	3	4	-	-	42	-	525	780	18	-	6	10	-	-	-	-
GRANT	92	357	7	1	-	26	1	22	-	-	-	-	1	-	-	-	15	-	156	378	2	-	-	6	-	-	-	-
GREELEY	62	1,685	12	-	3	82	3	69	1	10	-	1	1	1	5	-	64	-	581	1,002	47	-	25	-	7	-	-	1
HALL	8	33,135	216	-	37	1,232	123	1,655	54	139	-	2	24	23	97	-	1,383	4	13,131	2,248	298	26	13	30	1	11	82	
HAMILTON	28	5,736	29	1	7	349	9	359	24	33	-	1	5	11	38	-	326	-	2,581	1,988	285	11	4	23	8	-	-	-
HARLAN	51	2,267	22	-	3	139	3	119	6	4	-	2	3	2	2	-	118	-	886	1,194	82	-	5	-	-	-	-	2
HAYES	79	648	3	-	1	34	-	19	1	4	-	-	-	2	-	-	15	-	134	833	33	-	-	13	-	-	-	-
HITCHCOCK	67	1,930	8	-	1	109	2	44	4	9	-	-	-	1	-	-	92	-	968	1,034	5	-	-	14	-	-	-	-
HOLT	36	6,486	32	-	9	423	29	297	21	36	-	1	1	10	12	-	292	26	2,310	3,513	65	8	-	18	38	3	1	
HOOKER	93	544	1	-	-	29	2	11	1	1	-	-	-	1	-	-	17	-	225	324	-	1	1	9	-	-	2	-
HOWARD	49	4,166	24	-	2	264	1	280	5	17	-	-	1	8	32	-	179	6	1,614	1,722	104	6	20	2	-	-	-	1
JEFFERSON	33	4,764	35	-	12	360	49	259	17	21	-	1	2	7	23	-	225	5	2,279	1,835	60	5	6	3	-	1	23	
JOHNSON	57	2,888	18	-	-	146	1	126	4	8	-	-	1	23	-	-	92	-	1,171	1,024	22	2	6	4	-	-	-	1
KEARNEY	52	4,095	32	1	10	242	25	245	13	23	-	-	-	4	25	-	221	1	1,791	1,700	201	-	12	10	2	-	-	-
KEITH	68	5,598	75	-	14	372	9	300	17	29	-	-	2	5	5	-	237	-	2,528	1,466	13	1	2	10	-	-	1	2
KEYA PAHA	82	519	1	-	-	35	-	30	-	-	-	-	1	4	-	-	23	3	132	595	6	-	-	2	-	-	6	2
KIMBALL	71	2,362	26	-	1	219	-	96	3	9	-	-	1	1	1	-	116	-	1,042	815	51	-	-	49	-	-	-	-
KNOX	12	5,292	44	-																								

Nebraska

IDMV

Department of Motor Vehicles

An Affirmative Action/Equal Employment Opportunity Agency