

*Nebraska*

**IDMV**

Department of Motor Vehicles

Exceptional  
service delivered  
by  
knowledgeable  
people with  
integrity,  
enthusiasm, and  
respect.

## **2006 Annual Report**



**Dave Heineman, Governor**  
**Beverly Neth, Director**



**Dave Heineman**  
Governor

STATE OF NEBRASKA

DEPARTMENT OF MOTOR VEHICLES  
**Beverly Neth**  
Director

May 2007

On behalf of the Department of Motor Vehicles (DMV) I am pleased to provide you with a copy of the Department's 2006 Annual Report. This Report covers the period of January 1, 2006 to December 31, 2006.

The Report contains an executive summary of the Department, specific accomplishments of the DMV divisions, and a wealth of statistical information concerning Nebraska's vehicles and drivers. A downloadable copy of the Report, as well as additional DMV related information and all DMV forms, is available on the DMV website at [www.dmv.state.ne.us](http://www.dmv.state.ne.us).

I want to thank the state legislators, county officials, members of our advisory boards and task forces, other state agencies, and Governor Heineman for their support. The success of the DMV depends upon the continued support of these individuals.

If you have any questions regarding the information provided in the Annual Report or would like additional information regarding the Department of Motor Vehicles, please feel free to contact us at (402) 471-3900.

Sincerely,

**Beverly Neth**  
Director

## Table of Contents

Executive Summary.....	4
Administration Division .....	8
Legal Division .....	8
ALR Statistics.....	10
Information Systems Division .....	11
Motor Carrier Services Division .....	12
Motor Carrier Services Statistics .....	13
Financial Responsibility Division.....	14
Financial Responsibility Statistics .....	15
Driver License Examining Division .....	16
Driver License Examining Statistics .....	18
Driver License Examining Document Types .....	19
Total Licensed Drivers by Type of License/Permit .....	20
Licensed Drivers by County .....	21
Highway Safety Division .....	22
Motorcycle Safety Education.....	32
Office of Juvenile Justice and Delinquency Prevention Funds .....	32
Traffic Violation Diversion Program.....	33
Driver and Vehicle Records Division .....	34
Driver and Vehicle Records Statistics .....	36
Total Vehicle Registrations.....	37
Vehicle Registrations.....	38

# **Nebraska Department of Motor Vehicles**

## **Mission Statement**

To promote public safety through education and regulation of drivers and motor vehicles,  
and to collect revenues that provide resources for state and local government operations.

## **Vision Statement**

Exceptional service delivered by knowledgeable people with integrity, enthusiasm and respect.

## **NEBRASKA DEPARTMENT OF MOTOR VEHICLES**

### **Executive Summary**

The Nebraska Department of Motor Vehicles is composed of eight divisions.

**Administration** houses the office of the director and oversees the operations of the other seven divisions, which includes 190 employees and an annual budget of \$20,000,000. Administration also includes the deputy director, budget and human resources officers and support staff. The director serves as the Governor's Highway Safety Representative. The director also serves as chairperson of the Motor Vehicle Industry Licensing Board.

Beverly Neth, Director  
Patricia Phillips, Deputy Director

Gary Ryken, Account and Finance Manager  
Arnita Endacott, Personnel Manager

**Legal Division:** (Noelie Sherdon, Administrator)

Primary duties of the legal division involve administrative hearings, management of the **Administrative License Revocation (ALR) program**, legal advice, rules and regulations, legal documents, intoxilyzer training, manufacturer's warranty duties, fifteen-year license revocation reprieves, claims board, and the health advisory board. Legal's largest program is conducting hearings for administrative license revocation. In 2006, the ALR program helped to reduce Nebraska's human and economic consequences of motor vehicle crashes by affirming the administrative revocation of 10,837 drunk drivers.

**Information Systems Division (IS):** (Keith Dey, Manager)

Responsible for the development, installation, maintenance and support of all DMV related business applications, as well as, e-commerce development, DMV website, and administrative support to DMV's main office computer systems (hardware and software).

**Motor Carrier Services (MCS):** (Cathy Beedle, Administrator)

MCS administers a variety of programs relating to the trucking industry, including the **International Registration Plan (IRP)** that collects and distributes registration fees between member states (48 States, the District of Columbia and 10 Canadian Provinces). In 2006, the division collected over \$79 million total IRP fees -- retained \$27.9 million in Nebraska and distributed the balance of \$51.8 million to other IRP jurisdictions.

MCS also administers the **International Fuel Tax Agreement (IFTA)** that requires the equitable distribution of fuel tax between member states (48 States, District of Columbia and 10 Provinces). In 2006, the division collected over \$22 million in fuel tax revenues -- retained \$2.9 million in Nebraska and distributed \$19.2 million to other IFTA jurisdictions.

MCS also issues certificates of titles for apportioned vehicles and **audits** IRP and IFTA returns.

**Financial Responsibility (FR):** (Kathy Hraban, Manager)

The Financial Responsibility Division identifies those individuals who do not drive safely and assists them in becoming safe drivers. FR denies driving privileges via disqualification (CDL licenses), suspension or revocation of driver licenses to those who cannot or will not drive safely, and subsequently reinstatement of the driver licenses. In 2006, the division **revoked/suspended** the driver licenses of 62,588 individuals, **reinstated** 53,256 driver licenses, and recorded 192,402 traffic violation convictions to driving records. FR is the point of contact for issuance of **employment drive and medical hardship permits**, as well as **ignition interlock restricted licenses**. The division also aids in the collection of traffic fines and child support order payments.

**Examining Division:** (Sara O'Rourke, Administrator)

Examining is responsible for ensuring that individuals meet Nebraska's licensing standards and requirements for issuance of driver permits, licenses and State ID Cards. The division utilizes four systems to effectively administer its programs: the **Interactive Driver License System**, the **Digital Driver License System**, **Automated Testing System** and the **CDL on-line Data Base**.

The division **certifies and audits** 13 Commercial Driver Training Schools, 162 Driver Safety Schools, 55 Commercial Driver License (CDL) Third Party Testers and 86 Commercial Driver License Examiners. There are 98 exam offices, and 91 employees, located throughout the State who help individuals obtain **nine different types of permits** and **six types of licenses** and **State ID cards**. Fourteen of the 98 offices are open five days a week. Approximately, 551,000 applicants for driver licenses and identification cards are processed each year.

**Nebraska Office of Highway Safety:** (Fred Zwonechek, Administrator)

This division coordinates, develops, and implements **Nebraska's annual traffic safety plan**. The purpose of the plan is to identify and prioritize Nebraska's traffic safety problems that contribute to traffic-related injuries and fatalities. As the Governor's Highway Safety Representative, the director of the agency is responsible to **oversee the State's annual federal highway safety allocation** to reduce traffic-related injuries and fatalities. During FY06, over 73% of the \$3,427,593.97 expended from federal highway funding allocations were awarded to directly benefit local, county, municipal government agencies, and local non-profit organizations. The remaining 27% of the funds were awarded to state agencies for traffic safety projects.

**Driver and Vehicle Records (DVR):** (Betty Johnson, Administrator)

DVR is responsible for the administration of the statewide **Vehicle Titling and Registration System (VTR)**. VTR is used by all 93 counties for the titling and registration of Nebraska's approximately 2.1 million motor vehicles. VTR is also the system through which all motor vehicle taxes, motor vehicle fees, motor vehicle registration fees, sales tax, wheel tax and other assorted fees are collected. The division is responsible for the state's **license plate program**, including the budget, inventory control of the 56 types of license plates throughout all 93 counties, and the **message and specialty plate programs**. The division also reviews applications and issues approximately 75,000 **handicapped parking permits**. The division maintains the **Motor Vehicle Insurance Database**.

***Driver and Vehicle Records (DVR): Continued***

DVR is also responsible for the database that maintains the **records of 1.5 million licensed drivers and state ID card holders** and the **Digital Driver License System** used by the counties to issue documents. The DVR Help Desk provides technology and business support for county officials and the general public. DVR also houses a **Fraud Unit** that investigates identity theft, driver license fraud, and title and odometer fraud.

This page left blank intentionally



## ADMINISTRATION DIVISION

The Administration Division is the support services office for the Department of Motor Vehicles. The division includes the director, deputy director, accounting and finance manager, human resources manager and support staff. Functions in the Administration Division provide overall assistance to the operations of all sections within the Department of Motor Vehicles. Additionally, the director is the Governor's Highway Safety Representative and, as such, is responsible for oversight of the state's annual federal highway safety allocated funds. The director also serves as the chairperson of the Motor Vehicle Industry Licensing board.

## LEGAL DIVISION

The Legal Division performs a variety of tasks within the Department of Motor Vehicles. Primary duties involve administrative hearings, legal advice, legislation, rules and regulations, legal documents, intoxilyzer training and administrative license revocation program, manufacturer's warranty duties, fifteen-year license revocation reprieves, claims board and the health advisory board.

### Administrative Hearings

All administrative hearings for the Department are conducted by the Legal Division. Hearings are held for commercial driver license issues such as disqualifications, third party testers and commercial driver instructors; financial issues involving bankruptcies and self-insurance; and issues relating to Motor Carrier Services, such as protests under the International Registration Plan (IRP) and the International Fuel Tax Agreement (IFTA); and motor vehicle tax objections.

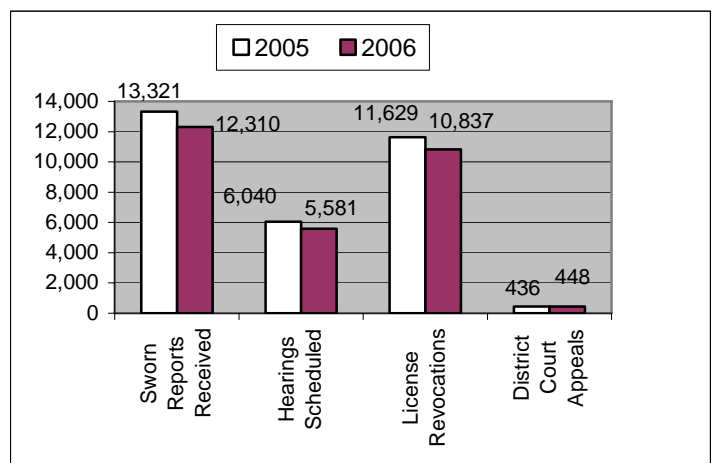
The majority of hearings are for Administrative License Revocations. Law enforcement officers have the authority to take the license of a driver who refuses or fails a chemical test. The motorist may contest the automatic revocation by petitioning for a hearing. The Department holds a hearing to decide the merit of the driver's claim. In 2006, there were 12,310 sworn reports received, 5,581 hearings scheduled and 10,837 licenses revoked. Motorists may appeal the DMV decision to the District Court. The Legal Division processed 448 District Court appeals during 2006.

### Rules and Regulations, Contracts, Legal Documents

Rules and Regulations are developed through the Legal Division. New and revised rules and regulations are initiated by changes in statutes, require a public hearing and are reviewed and approved by the Attorney General and the Governor.

The Legal Division works with other DMV divisions, the public and other agencies to develop these rules and regulations.

In addition, the Legal Division reviews and drafts contracts and other legal documents involving other agencies, outside companies and the public.



**Fifteen-Year License Revocation Reprieves**

A person whose license has been revoked for 15 years may file an application for reinstatement after seven years of the revocation have passed. The Legal Division reviews each application and provides information to the Director who makes a written recommendation to the Board of Pardons. In 2006, 34 applications were processed; 19 were granted reprieves and one received commutation of a lifetime revocation.

**Manufacturer’s Warranty Duties (Lemon Law)**

The Legal Division provides lemon law information to interested consumers. It answers telephone inquires and provides information on the Internet and through brochures. Nebraska is a founding member of the International Association of Lemon Law Administrators, which was organized to facilitate the flow of lemon law information across all jurisdictions on behalf of consumers. Nebraska’s lemon law requires manufacturers to make a new vehicle conform to the vehicle’s written warranty through either an informal settlement with a consumer or in response to a lawsuit in state court by a consumer.

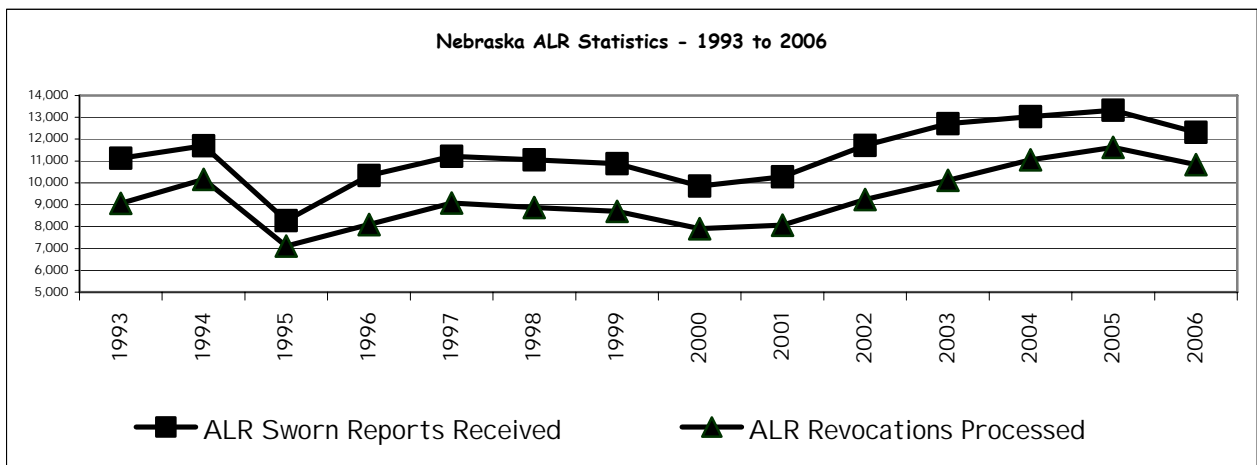
**Claims Board**

All claims filed against the Department of Motor Vehicles are handled by a staff attorney representing the DMV before the Claims Board. The staff attorney coordinates the agency’s response to the claim and any arguments made to the Claims Board.

**Other Boards and Councils**

When necessary, the Health Advisory Board, composed of medical specialists, is called to make a careful medical review and evaluation to determine whether a person is physically or mentally qualified to hold a driver license. A staff attorney is present at the board meetings.

A staff attorney handles protests under the International Registration Plan (IRP) and the International Fuel Tax Agreement (IFTA). A member of the Legal Division is designated to attend Federal Bankruptcy Court whenever hearings may be necessary to protest taxes or fees owed to the Department.



## NEBRASKA ADMINISTRATIVE LICENSE REVOCATION (ALR) STATISTICS

Year	DUI Arrests Reported	ALR Sworn Reports Received	* % of Sworn Reports Received Compared to Arrests	Petitions for Hearing Received	** % of Sworn Reports Received for Hearing	Hearings Scheduled	Dismissals/ All Reasons	*** % of Dismissals	ALR 1 Year Refusal	ALR 90 Day	ALR 1 Year	# Total Number of ALR Revocations	^ % of Sworn Reports Received Resulting in Revocation	Appeals Filed in District Court	% of Appeals/ ALR Revocations	Average Blood Alcohol Content
1993	12,140	11,122	91.6%	3,363	30.2%	2,973	680	6.1%	918	7,896	240	9,054	81.4%	N/A	N/A	0.174
1994	12,930	11,696	90.5%	3,895	33.3%	3,568	844	7.2%	1,084	8,265	813	10,162	86.9%	N/A	N/A	0.171
1995	12,841	8,268	64.4%	3,054	36.9%	3,014	920	11.1%	835	5,433	848	7,116	86.1%	N/A	N/A	0.172
1996	12,763	10,330	80.9%	3,231	31.3%	3,138	951	9.2%	865	6,047	1,179	8,091	78.3%	217	2.7%	0.174
1997	13,119	11,217	85.5%	3,971	35.4%	3,698	1,685	15.0%	985	6,497	1,586	9,068	80.8%	N/A	N/A	0.170
1998	13,439	11,048	82.2%	4,066	36.8%	3,748	1,577	14.3%	914	6,245	1,710	8,869	80.3%	N/A	N/A	0.169
1999	13,422	10,881	81.1%	4,336	39.8%	4,026	1,725	15.9%	897	6,072	1,727	8,696	79.9%	N/A	N/A	0.168
2000	11,948	9,852	82.5%	3,958	40.2%	3,650	1,660	16.8%	834	5,268	1,802	7,904	80.2%	N/A	N/A	0.169
2001	12,166	10,283	84.5%	4,196	40.8%	3,883	1,675	16.3%	746	5,521	1,798	8,065	78.4%	387	4.8%	0.164
2002	13,154	11,718	89.1%	5,152	44.0%	4,799	2,061	17.6%	780	6,479	1,972	9,231	78.8%	430	4.7%	0.159
2003	13,415	12,715	94.8%	5,744	45.2%	5,277	2,418	19.0%	811	7,052	2,253	10,116	79.6%	405	4.0%	0.156
2004	14,093	13,038	92.5%	6,209	47.6%	5,518	2,414	18.5%	862	7,642	2,550	11,054	84.8%	416	3.8%	0.157
2005	14,525	13,321	91.7%	6,581	49.4%	6,040	2,245	16.9%	872	7,968	2,789	11,629	87.3%	436	3.7%	0.16
2006	NA	12,310	NA	6,097	49.5%	5,581	2,107	17.1%	881	7,401	2,555	10,837	88.0%	448	4.1%	0.158

**Effective Dates of Noteworthy Highway Safety Legislation:**

1/1/93 Administrative License Revocation (ALR) Law  
 1/1/94 .02 BAC (Zero Tolerance) Under Age 21 Drivers  
 8/28/99 Open Container Law  
 9/1/01 .08 BAC Law  
 9/4/05 .16 BAC Law  
 7/14/06 .15 BAC Law

\* ALR Sworn Reports Received / DUI Arrests Reported = Percent of Sworn Reports Received compared to Arrests  
 \*\* Petitions for Hearing Received / ALR Sworn Reports Received = Percent of Sworn Reports Received Petitioning for Hearing  
 \*\*\* Dismissal - All Reasons /ALR Sworn Reports = Percent of Dismissals  
 # Total ALR Revocations Processed/Refusal, 90 Day, and 1 Year Enhanced; included Automatic Revocations and after Hearings.  
 ^ Total ALR Revocations / ALR Sworn Reports Received = Percent of Sworn Reports Received Resulting in Revocation  
 NA - Not Available

**NOTE:**  
 % of dismissals and % of revocations total more than 100% due to revocations dismissed pursuant to bypass [60-498.02 (4)] and some dismissals on appeal.  
 Revocations are counted and percentage calculated on the last day of the month the revocation was ordered.  
 Dismissals are counted and percentage calculated 45 days after the last day of the month the revocation was ordered.

## **INFORMATION SYSTEMS DIVISION**

The Information Systems Division of the Department of Motor Vehicles provides the tools, expertise and support needed to develop more efficient methods to serve our customers.

To meet this goal the division has personnel who specialize in:

- The management of computer systems on the IBM AS/400, IBM Mainframe and Intel platforms.
- Ethernet and wireless networks
- The development, installation and support of technical solutions and business applications.
- PC support, software installation and troubleshooting.
- Project management

The focus of the DMV has been to provide customers with easy access to both services and data hosted by the DMV. DMV on-line services are provided through Nebraska.Gov ([www.nebraska.gov](http://www.nebraska.gov)), NCJIS (Nebraska Criminal Justice Information System) and to the customers of our Motor Carrier Division through the DMV Website at <http://mcs.dmv.state.ne.us/mcsmain.htm> .

As the DMV moves towards more accessible services, coordination and cooperation with other state agencies is critical. Digital technologies are being developed and implemented to maintain and improve the security of our personal identities while making our services and information easily available through the DMV web page. ([www.dmv.state.ne.us](http://www.dmv.state.ne.us))

In 2007, we will implement the new enterprise document imaging system and expand the Department's on-line services to include license reinstatement. The Department will also focus efforts on the development of solutions for Real ID and the Vehicle Title and Registration application.

**MOTOR CARRIER  
SERVICES DIVISION**

The Division of Motor Carriers' "One-Stop Shop" administers a variety of programs relating to the trucking industry:

- \* The International Registration Plan (IRP), a vehicle registration program whose purpose is to collect and distribute registration fees between member states.
- \* The International Fuel Tax Agreement (IFTA), an agreement between member states for the purpose of equitable distribution of fuel tax.
- \* The Single State Registration System (SSRS), a program designed to ensure that proper authority and insurance is being maintained by regulated carriers operating through Nebraska and other member states.
- \* The Interstate Application Program (Bingo Card Program), whose purpose is to ensure proper insurance has been filed for private and/or exempt carriers operating through Nebraska. (The SSRS & Bingo programs ended 12-31-06)
- \* The issuance of certificates of title, noting of liens, and collection of sales tax and tire fee for apportioned vehicles.
- \* The auditing of motor carrier fuel and mileage records, in accordance with the IRP and IFTA agreements.

**Major activities and accomplishments in 2006:**

In the 2006 Legislative Session, LB947 was passed that allowed the MCS division to respond more efficiently in attempts to collect on insufficient funds payments. Other items of interest in the Division include:

**IFTA Tax Returns:** For the entire 2006 year, nearly 5,000 IFTA tax returns were entered using the web based IFTA tax return system. A record number of motor carriers, over 1,459, filed on-line for the 4<sup>th</sup> quarter 2006 return, which surpassed any single quarter to date.

**IRP Renewal Application:** The Division utilized web filing for IRP renewal processing for the second year and had 1,171 carriers enter their own applications. This was an increase from 700 the previous year.

The Division continued to make strides in their implementation and monitoring of two Federal supported programs, Commercial Vehicle Information System and Networks (CVISN) and Performance and Registration Information Systems Management (PRISM). In recognition of the division's work, FMCSA Administrator John Hill traveled to Nebraska in December to present the agency with their "Partners in Safety" award.

Nebraska was a member of the group that performed the first combined IRP and IFTA Peer to Peer Review.

The audit division has worked diligently in the past year and the hard work has shown results. IRP audits are up 47% from 2005 and IFTA audits are up 48%.

## Motor Carrier Services Statistics – 2006

<b>Nebraska Based Carriers</b>	
IRP Carriers	4,103
IRP Fleets	4,221
IFTA Carriers	4,251
SSRS Carriers	2,725
Resident Bingo Carriers	1,351
<b>Nebraska Based Vehicles</b>	
Power Units	38,851
Trailer Units	73,402
<b>Total Power/Trailer Units</b>	<b>112,253</b>
<b>Nebraska Based Carriers Field Audits</b>	
IRP	238
IFTA	168
Audits Processed from other Jurisdictions	3,723
Titles Issued for Apportioned Vehicles	21,138
Liens Noted	7,886
Total IFTA Decals Issued	59,370
<b>International Registration Plan</b>	
Fees Distributed to other IRP States	\$51,817,776
Nebraska IRP Fees to Highway Trust Fund	\$27,902,552
<b>Total IRP Fees Collected</b>	<b>\$79,720,328</b>
<b>International Fuel Tax Agreement</b>	
Taxable Gallons	291,411,530
Tax Paid Gallons Paid at Nebraska Retail Outlets	281,223,642
Net Gallons (calculated)	10,187,888
Tax Distributed to other IFTA States	\$19,234,539
Nebraska Tax Collected on Returns	\$2,989,183
<b>Total Tax Collected through the IFTA Program</b>	<b>\$22,223,722</b>
<b>Total Fuel Tax Paid by IFTA Carriers (calculated)</b>	<b>\$77,515,467</b>
<b>291,411,530 x average tax rate (.266)</b>	
<b>Single State Registration and Bingo Card Fees</b>	
Fees Distributed to other SSRS States	\$217,713
Nebraska Fees to General Fund	\$369,585
<b>Total SSRS and Bingo Fees Collected</b>	<b>\$587,298</b>
<b>Total MCS Fees and Tax Collection</b>	
Fees Distributed to Highway Trust Fund	\$30,891,735
Fees Distributed to the General Fund	\$369,585
Fees Distributed to other States	\$71,270,028
<b>Total MCS Fees and Taxes Collected</b>	<b>\$102,531,348</b>
<b>IRP on-line Filings</b>	
Renewal filings	698
Temporary Registrations	22,829
<b>IFTA on-line Filings</b>	
Renewal Filings	101
4th Quarter Return 2005	1,135
1st Quarter Return 2006	1,189
2nd Quarter Return 2006	1,297
3rd Quarter Return 2006	1,366
<b>Total Returns Filed Via the Web</b>	<b>4,987</b>

**FINANCIAL  
RESPONSIBILITY  
DIVISION**

The goal of the Financial Responsibility Division is to identify those individuals who do not drive safely, to assist individuals in becoming safe drivers, or to deny driving privileges to those who cannot or will not drive safely, and to aid the courts in collecting traffic violation fines and support order payments.

Major Activities in 2006:

- New Interlock Process:

1. When a driver is convicted in court for driving under the influence or for refusal to submit to a breath test and the judge orders the driver to install an ignition interlock device on their vehicle and obtain a Class "O" interlock restricted license, a letter is mailed to the driver and the probation officer providing instructions to contact our office to determine eligibility for the restricted license and a list of approved interlock installation sites.
2. Once the driver provides the proper requirements he or she is provided with step-by-step instructions on obtaining the Class "O" interlock restricted license.
3. The record of the driver is not updated to a valid driving status nor are points restored for the conviction that requires the interlock until the Class O interlock restricted license has been issued.

- Legislative Changes:

LB925 changed the point assessment to 6 points for a violation of State Statute 60-696 – failure to stop and report a motor vehicle accident resulting in property damage. (Prior to the change the point assessment was 4 points for leaving the scene but reporting within twelve hours and 8 points for leaving the scene but reporting after twelve hours.)

- Customer Service:

During 2006, the Financial Responsibility Staff responded to 120,184 phone inquiries.

Other activities involved in the achievement of our goals include:

- processing driver license suspensions, revocations, and reinstatements which includes data entry on computer work files
- responding to phone inquiries and walk-in customers, and
- updating a driver's traffic violation record.

## Financial Responsibility Statistics

<b><i>Traffic Violation Suspensions/Revocations</i></b>	
Court-Ordered Suspensions	6,773
Insurance Cancellation Suspensions	6,796
Failure to Comply Suspensions/NRVC *	20,964
Point Revocations	2,500
ALR Revocations	10,837
CDL Disqualifications Revocations	779
No Proof Insurance Suspensions	6,141
Accident Suspensions	1,816
Violate Support Order	4,878
Underage 21 Fail Complete Driver Improvement	1,104
<b>Total Suspensions/Revocations</b>	<b>62,588</b>
<b><i>Traffic Violation Reinstatements</i></b>	
Court-Ordered Suspension Reinstatements	5,624
Insurance Cancellations Reinstatements	6,874
Failure to Comply Reinstatements/NRVC*	19,408
Point Revocation Reinstatements	1,993
ALR Reinstatements	8,558
CDL Disqualifications Reinstatements	79
No Proof Insurance Reinstatements	5,946
Accident Reinstatements	1,499
Support Order Reinstatements	2,215
Underage 21 Fail Complete Driver Improvement	1,060
<b>Total Reinstatements</b>	<b>53,256</b>
<b><i>Miscellaneous</i></b>	
Employment Driving Permits Issued	859
<b>Traffic Violation Convictions</b>	<b>192,402</b>

\*NRVC- Non-Resident Violators Compact



## **DRIVER LICENSE EXAMINING DIVISION**

The goal of the Driver License Examining Division is to ensure that persons who meet Nebraska's identification and licensing requirements are issued a permit, operator's license or commercial driver's license and that individuals who meet the

identification requirements set forth in state statute are issued a State ID Card. It is our goal to provide quality service that is applied fairly and consistently to all applicants in a helpful and friendly manner.

### **Major Activities in 2006:**

#### **Conduct Examinations**

During 2006, Examining Staff processed 551,315 applicants in 98 exam stations statewide. This included new applicants (licensed individuals who moved to Nebraska from another state, individuals who had never been issued a license document before and individuals whose Nebraska license document had been expired over one year) and renewal applicants.

#### **Renewal Notices**

Renewal notices are sent 90 days in advance of the expiration of a driver license or State ID card. In 2006, the Department sent out 250,596 renewal notices. Of those, 129,023 (51%) of the applicants presented, as requested, a completed renewal notice to examining staff, an action that greatly expedited the applicant's time spent at the DMV.

#### **Other Divisional Activities:**

- Audited 55 CDL Third Party Testers (companies). Auditors observed 100 skills tests being administered by third party examiners (78 overtly and 22 covertly). DMV certified that individuals who work for these companies are authorized to administer skills testing for applicants who desire a commercial driver license. The Federal Motor Carrier Safety Administration requires the DMV to audit these companies each year. The audit consists of a review of paperwork and sample retesting of drivers that have previously passed.
- Audited 10 Commercial Driver Training Schools. Commercial driver training schools teach individuals how to drive a commercial motor vehicle. During each audit, the facilities of the school are inspected to make sure all requirements are met as outlined in the rules and regulations.
- Audited 79 DMV approved Driver Safety Courses; two schools were added and five schools dropped their certification. The Department currently has 162 DMV approved Driver Safety Courses. DMV certified that instructors who work for these courses provide 20 hours of classroom training and 5 hours of behind the wheel training for individuals between the ages of 14-18. These instructors are also authorized to administer the DMV drive test upon completion of the course. The audit consists of a review of their paperwork and their DMV approved drive test route.
- The Nebraska Driver's Manual and written tests (English and Spanish versions) were updated with legislative changes from the previous year's legislative session.

- The interactive driver license practice test was updated with legislative changes from the previous year's legislative session. This interactive test can be found on the Department's website and assists individuals studying for the written driver license examination. The website is: [www.dmv.state.ne.us](http://www.dmv.state.ne.us)
- State statute allows physicians, law enforcement officers or individuals who are concerned about another individual's capability to operate a motor vehicle safely to request a re-examination of the individual. If the Agency's investigation shows that a re-examination is warranted, the individual is required to appear before an examiner on a stated date and time at a specific exam office. During the re-examination, the applicant must present a medical and vision statement that meets the Department's minimum standards and pass the written and drive tests. If the applicant is unable to meet the medical and vision minimum standards or pass the written or drive tests, his or her license is cancelled. In 2006, 699 applicants were re-examined. Of those applicants, 20% retained their license, 8% voluntarily surrendered their license and 71% had their license cancelled.

Driver License Examining Statistics

**Total Applicants Tested in 2006..... 551,315**

Note: Numbers represent applicants tested, not documents issued.

Commercial Driver License (Class A, B & C)	
Class A New.....	17,411
Class A Renewal.....	10,531
Class B New.....	8,314
Class B Renewal.....	2,945
Class C New.....	992
Class C Renewal.....	421
Restricted Commercial Driver License (Class B & C)	
New.....	143
Renewal.....	27
Learner's Permit Commercial (LPC).....	5,358
Seasonal Permits.....	230
Operator's License (Class O)	
New.....	88,855
Renewal.....	202,161
Motorcycle License (Class M)	
New.....	23
Renewal.....	2
Motorcycle Endorsement.....	31,851
Provisional Operator's Permits (POP).....	26,308
State Identification Cards.....	49,021
Learner's Permits	
Class O.....	52,962
Class M.....	3,018
School Permits.....	5,138
LPE (School Learner's Permit).....	7,370
School Bus Permits.....	8,034
Farm Husbandry Permits (Tractor).....	87
Miscellaneous	
Reinstatements/Cancel.....	16,515
Recalls.....	516
Restriction/Endorsement/Change or Remove.....	7,232
Duplicate/Replacement Commercial Driver License.....	3,905
Out of State/Early Renewals.....	1,709
Corrections.....	236

## 2006 Driver License Examining Document Types

Document Type/Class	Min. Age	Renewal Times	& Information	Involved Issuance	Duplicate Issuance	Full Cost
Operator's License, Class O	17	Age 21, then every 5 yrs.	Must have held POP for 1yr, <3 pts. on record	State/County	County	\$23.75 For 5 yr. license
Motorcycle License	17	Age 21, then every 5 yrs.	Must have held POP for 1yr, <3 pts. on record	State/County	County	\$23.75 For 5 yr. license
School Permit SCP	14	2 yrs.	Max age 16 *	State/County	County	\$8.00
Provisional Operator's Permit (POP)	16	None	Expires on 18 <sup>th</sup> birthday	State/County	County	\$15.00
Learner's Permit, LPD	15	1 yr.		State/County	County	\$8.00
Learner's Permit, LPE	14	3 mo.	Max age 16	State/County	County	\$8.00
Farm Husbandry Permit (Special)	13	3 yrs.	Max age 16	State	State	\$5.00
Farm Husbandry Permit (Temporary)	13	6 mos.	Max age 16	State	State	\$5.00
School Bus Permit	18	1 yr.	On birthday	State	State	\$0
Commercial Driver's License (CDL) Class B & C	18	21 <sup>st</sup> birthday, then every 5 years	Intrastate only, and must be eligible for operator's license.	State/County	State/County	\$55.00
Commercial Driver's License (CDL) Class A	18	21 <sup>st</sup> birthday, then every 5 years	Intrastate only	State/County	State/County	\$55.00
Commercial Driver's License(CDL) Class A,B,C	21	5 yrs.	Interstate	State/County	State/County	\$55.00
Restricted CDL (RCDL)	18	21 <sup>st</sup> birthday, then every 5 years	Must have possessed operator's license for at least 1 year prior to issuance.	State/County	State/County	\$55.00
Commercial Drivers License Permit	18	6 mos.	Must be eligible for operator's license. 2 in 2 yrs.	State/County	State/County	\$10.00
Seasonal Permit	18	21 <sup>st</sup> birthday, then every 5 years	Must have possessed operator's license for at least 1 year prior to issuance.	State/County	State/County	\$10.00
State Identification Card	0	21 <sup>st</sup> birthday, then every 5 yrs		State/County	State/County	\$23.75
State Work Permit	16	6 mos.	Max 3 yrs.	State	State	\$45.00

The above are also available in "duplicate" format if lost.

Changes outside of renewal periods when turning in a document are considered "replacement" documents. Valid fields that can be changed include: name, address, height, weight, hair and eye color.

\* Must hold an LPE or LPD for at least 2 months before making application for an SCP.

## Nebraska Total Licensed Drivers by Type of Licenses/Permits for 2006

Age	Regular Operator License Class O	Operator License/ Motor-cycle Class M	Motor -cycle Class M	Commercial Driver License						Learner's Permit		School Permit SCP	Pro- visional Operator Permit POP	Total License Drivers
				CDL A	CDL B	CDL C	CDL A & Motor- cycle	CDL B & Motor- Cycle	CDL C & Motor Cycle	For School LPE	For POP Class O & M LPD			
14	0	0	0	0	0	0	0	0	0	678	0	1,244	0	1,922
15	0	0	0	0	0	0	0	0	0	44	10,782	3,444	0	14,270
16	0	0	0	0	0	0	0	0	0	0	6,592	0	17,260	23,852
17	3,067	54	0	0	0	0	0	0	0	0	2,427	0	20,765	26,313
18	20,308	212	0	35	7	0	3	1	0	0	1,254	0	0	21,820
19	22,983	365	0	112	28	2	14	1	0	0	612	0	0	24,117
20	24,099	484	0	167	53	6	29	3	1	0	394	0	0	25,236
21	21,783	554	1	262	68	7	33	16	0	0	372	0	0	23,096
22	23,377	679	0	363	135	13	47	9	1	0	300	0	0	24,924
23	24,938	734	0	456	161	9	87	16	1	0	309	0	0	26,711
24	26,446	821	1	628	220	26	95	21	2	0	264	0	0	28,524
25-29	116,623	4,346	1	3,979	1,262	172	749	160	12	0	988	0	0	128,292
30-34	96,592	4,716	1	4,690	1,490	157	971	251	17	0	628	0	0	109,513
35-39	96,361	5,702	3	5,167	1,755	208	1,266	314	19	0	437	0	0	111,232
40-44	102,093	7,004	4	6,443	2,092	263	1,719	400	33	0	359	0	0	120,410
45-49	109,536	8,281	1	7,150	2,329	347	2,139	485	34	0	297	0	0	130,599
50-54	103,999	7,645	0	6,421	2,148	299	1,839	488	47	0	237	0	0	123,123
55-59	93,195	5,682	2	5,261	1,724	291	1,277	319	35	0	158	0	0	107,944
60-64	69,086	3,232	0	3,801	1,236	207	691	154	18	0	70	0	0	78,495
65-69	53,807	1,662	1	2,375	859	122	400	99	15	0	34	0	0	59,374
70-74	47,227	1,046	0	1,467	488	90	197	39	1	0	16	0	0	50,571
75-79	42,500	578	0	599	261	47	48	7	1	0	13	0	0	44,054
80-84	32,707	276	0	165	57	16	8	3	1	0	11	0	0	33,244
85-89	15,941	97	0	13	7	1	1	0	0	0	10	0	0	16,070
90-94	5,150	16	0	2	0	0	0	0	0	0	0	0	0	5,168
95-99	947	0	0	0	0	0	0	0	0	0	0	0	0	947
100 & over	84	0	0	0	0	0	0	0	0	0	0	0	0	84
<b>TOTAL</b>	<b>1,152,849</b>	<b>54,186</b>	<b>15</b>	<b>49,556</b>	<b>16,380</b>	<b>2,283</b>	<b>11,613</b>	<b>2,786</b>	<b>238</b>	<b>722</b>	<b>26,564</b>	<b>4,688</b>	<b>38,025</b>	<b>1,359,905</b>

## 2006 NEBRASKA LICENSED DRIVERS BY COUNTY

Including Licensed Drivers with Permits

County	Co. No.	Licensed Drivers	Licensed Drivers with Permits*	Total Licensed Drivers	County	Co. No.	Licensed Drivers	Licensed Drivers with Permits*	Total Licensed Drivers
Adams	14	22,265	1,313	23,578	Jefferson	33	6,184	377	6,561
Antelope	26	5,490	361	5,851	Johnson	57	3,449	162	3,611
Arthur	91	368	19	387	Kearney	52	5,031	320	5,351
Banner	85	567	46	613	Keith	68	6,812	349	7,161
Blaine	86	423	19	442	Keya Paha	82	725	38	763
Boone	23	4,487	323	4,810	Kimball	71	3,070	147	3,217
Box Butte	65	8,982	537	9,519	Knox	12	6,778	411	7,189
Boyd	63	1,775	85	1,860	Lancaster	2	194,345	9,482	203,827
Brown	75	2,652	147	2,799	Lincoln	15	27,237	1,501	28,738
Buffalo	9	31,454	1,745	33,199	Logan	87	628	33	661
Burt	31	5,775	310	6,085	Loup	88	540	33	573
Butler	25	6,530	400	6,930	Madison	7	25,778	1,457	27,235
Cass	20	19,168	1,171	20,339	McPherson	90	410	26	436
Cedar	13	6,929	454	7,383	Merrick	46	5,963	372	6,335
Chase	72	3,161	149	3,310	Morrill	64	3,977	222	4,199
Cherry	66	4,561	263	4,824	Nance	58	2,855	188	3,043
Cheyenne	39	7,968	450	8,418	Nemaha	44	5,430	328	5,758
Clay	30	5,121	297	5,418	Nuckolls	42	3,801	186	3,987
Colfax	43	6,616	429	7,045	Otoe	11	11,743	646	12,389
Cuming	24	7,144	474	7,618	Pawnee	54	2,284	124	2,408
Custer	4	8,688	552	9,240	Perkins	74	2,393	147	2,540
Dakota	70	14,052	792	14,844	Phelps	37	7,202	414	7,616
Dawes	69	6,241	335	6,576	Pierce	40	5,754	422	6,176
Dawson	18	17,117	1,092	18,209	Platte	10	23,418	1,446	24,864
Deuel	78	1,670	74	1,744	Polk	41	4,237	243	4,480
Dixon	35	4,533	264	4,797	Red Willow	48	8,495	473	8,968
Dodge	5	27,119	1,314	28,433	Richardson	19	6,860	365	7,225
Douglas	1	348,810	16,797	365,607	Rock	81	1,284	70	1,354
Dundy	76	1,636	80	1,716	Saline	22	9,493	579	10,072
Fillmore	34	4,785	274	5,059	Sarpy	59	102,561	6,428	108,989
Franklin	50	2,625	166	2,791	Saunders	6	15,294	1,015	16,309
Frontier	60	2,146	130	2,276	Scotts Bluff	21	27,765	1,394	29,159
Furnas	38	3,880	211	4,091	Seward	16	11,901	724	12,625
Gage	3	17,247	836	18,083	Sheridan	61	4,328	208	4,536
Garden	77	1,767	80	1,847	Sherman	56	2,468	140	2,608
Garfield	83	1,497	76	1,573	Sioux	80	1,072	58	1,130
Gosper	73	1,646	98	1,744	Stanton	53	4,626	277	4,903
Grant	92	566	37	603	Thayer	32	4,334	257	4,591
Greeley	62	1,988	110	2,098	Thomas	89	595	29	624
Hall	8	38,876	2,185	41,061	Thurston	55	4,081	202	4,283
Hamilton	28	7,295	517	7,812	Valley	47	3,456	208	3,664
Harlan	51	2,799	180	2,979	Washington	29	14,809	924	15,733
Hayes	79	799	69	868	Wayne	27	6,294	385	6,679
Hitchcock	67	2,434	131	2,565	Webster	45	3,016	173	3,189
Holt	36	8,439	547	8,986	Wheeler	84	644	57	701
Hooker	93	613	31	644	York	17	10,808	649	11,457
Howard	49	4,974	340	5,314	<b>Total</b>		<b>1,289,906</b>	<b>69,999</b>	<b>1,359,905</b>

\*Includes all permits (LPE,LPD,SCH,POP)

## NEBRASKA OFFICE OF HIGHWAY SAFETY

The Nebraska Office of Highway Safety was established in 1967 to coordinate, develop, and implement Nebraska's annual traffic safety plan in accordance with the Federal Highway Safety Act of 1966. Under the Act, the Governor shall designate the Governor's Highway Safety Representative whose

responsibility is to oversee the state's annual federal highway safety allocation to reduce traffic-related injuries and fatalities.

During FY2006, a total of \$3,814,373 was expended from federal highway safety funding allocations sections 402, 157 Incentive, 157 Innovative, 163, 405, 408, 410, 1906, 2010 to a total of 471 individual projects and 56 grants. Seventy-three percent of the funds were awarded to directly benefit local, county, municipal government agencies, and local non-profit organizations. The remainder was awarded to state agencies for traffic safety projects.

The purpose of the plan is to identify and prioritize Nebraska's traffic safety problems that are contributing to traffic-related injuries and fatalities. The Plan establishes those priority problems and identifies the best opportunities to reduce traffic-related injuries and fatalities. The Plan also includes those system support activities that are necessary to carry out those direct impact projects.

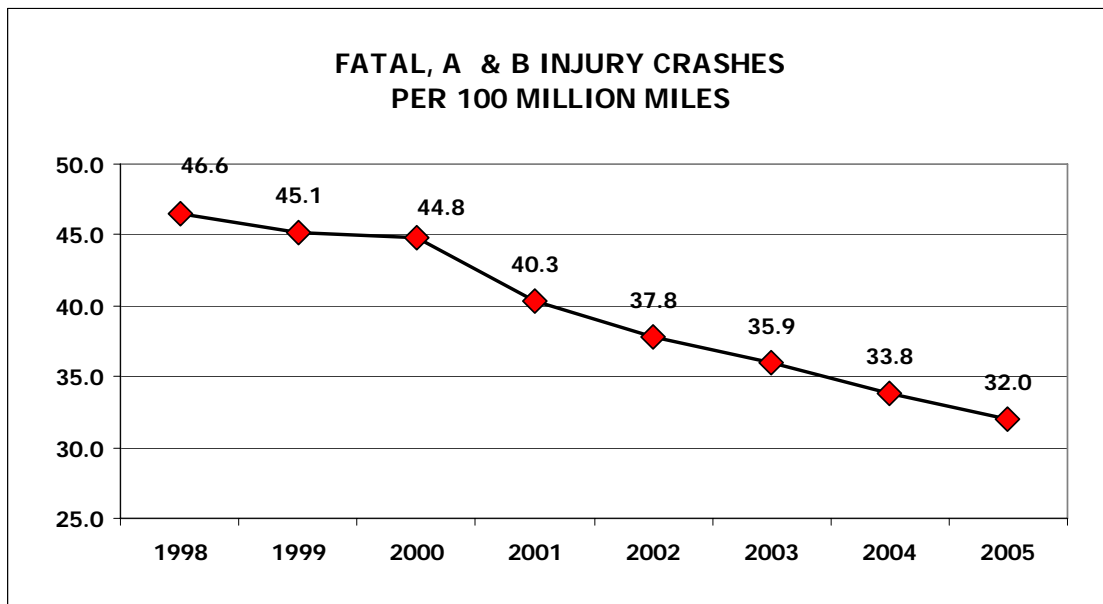
### Methods

- Utilizing Nebraska data for fatal and injury (A and B type) crashes, four-priority emphasis areas have been identified: 1) Alcohol-related crashes; 2) Occupant Restraint Use; 3) Speed-related crashes, and 4) Youth (ages 16 to 20) related crashes. A fifth emphasis area (Other Factors) is utilized to address other issues when appropriate.
- A total of 32 counties have been identified as priority counties and are given first consideration for grant awards and project activity. Remaining counties are considered for special programs and for assistance.
- Measurable goals and objectives are determined using at least three years of historical data. The annual goals are selected using expected trends.
- Individual grants are awarded based upon the quality of problem identification and the outcome performance expected while implementing strategies and activities.

**Results**

The overall goal of the Plan was to reduce **Fatal, A and B Injury Crashes** by 4% (5,547) in FY2006.

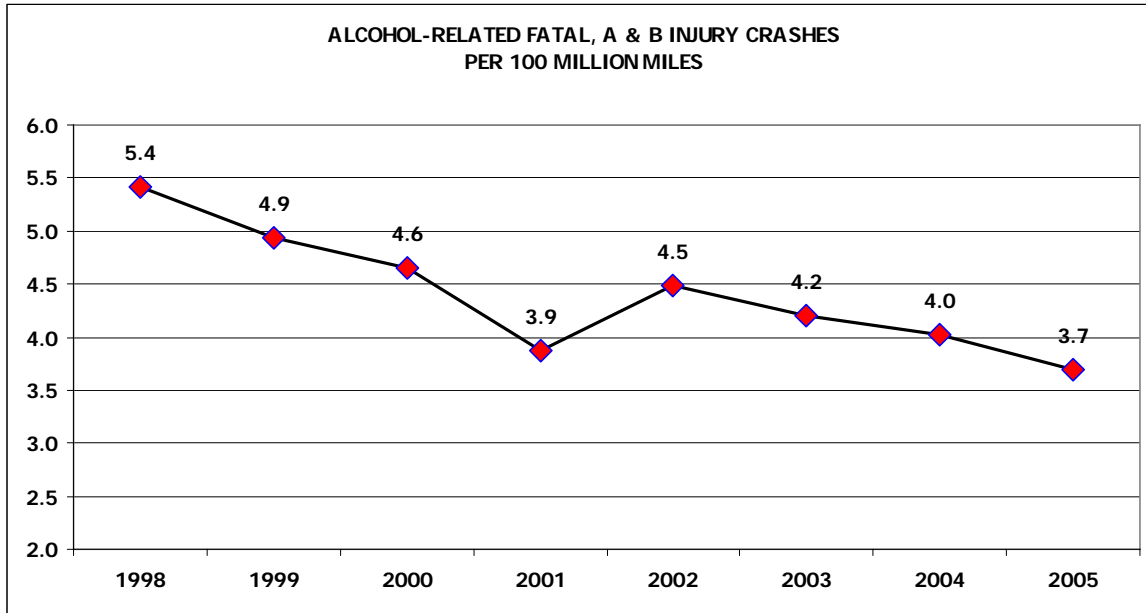
	1998	1999	2000	2001	2002	2003	2004	2005
<b>All Crashes (Fatal, A &amp; B)</b>	8,016	7,930	7,908	7,237	6,916	6,682	6,305	6,051
<b>Crash Rate</b>	46.6	45.1	44.8	40.3	37.8	35.9	33.8	32.0





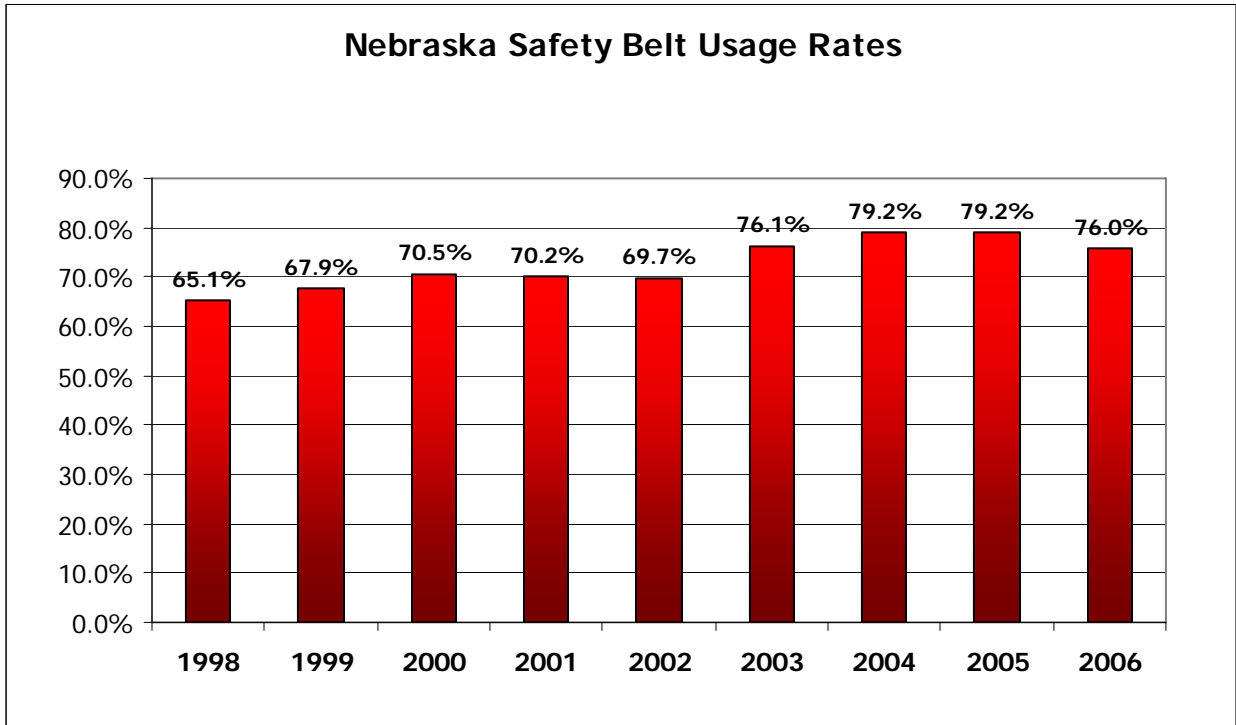
The goal was to reduce **Alcohol-Related Fatal, A and B Injury Crashes** by 4% (721).

	1998	1999	2000	2001	2002	2003	2004	2005
<b>Alcohol Crashes (Fatal, A &amp; B)</b>	932	866	820	694	820	781	748	698
<b>Alcohol Crash Rate</b>	5.4	4.9	4.6	3.9	4.5	4.2	4.0	3.7

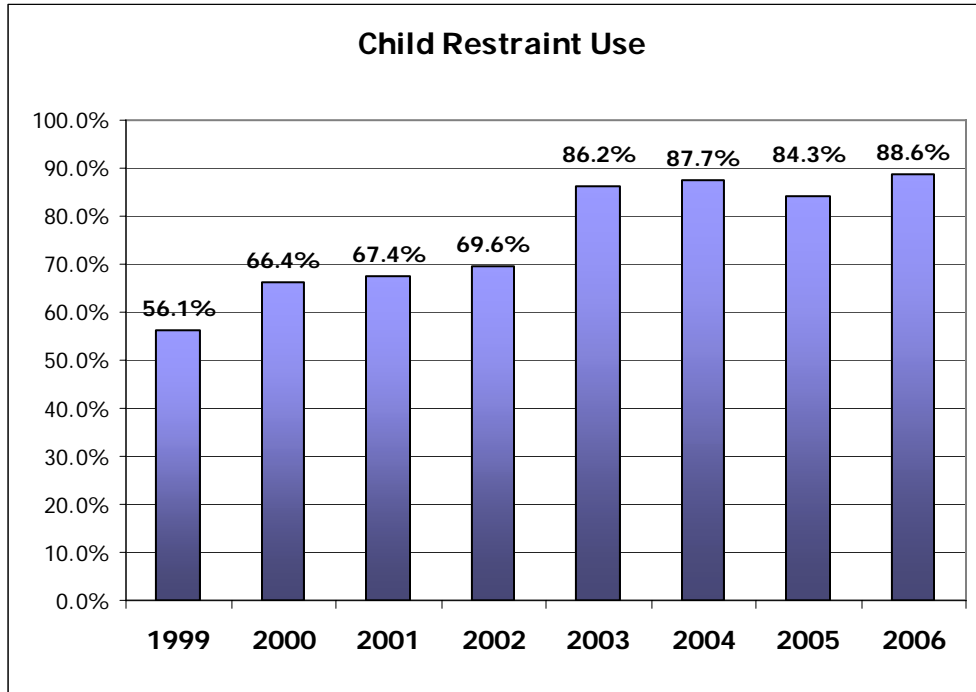


Partnered with BlueCross/BlueShield of Nebraska and Lamar Outdoor Advertising to produce 48 billboards with the message "Keep Your Memories Alive, Don't Drink and Drive". The billboards were posted for 6 weeks starting in November 2005 for National Drunk & Drugged Driving (3D) Prevention Month in Omaha, Lincoln, North Platte, Hastings, Grand Island, and Kearney.

The goal was increased safety belt usage to 82.8%. The observed **Occupant Restraint Use** in 2006 decreased from the previous year by 3.2% to 76.0%.



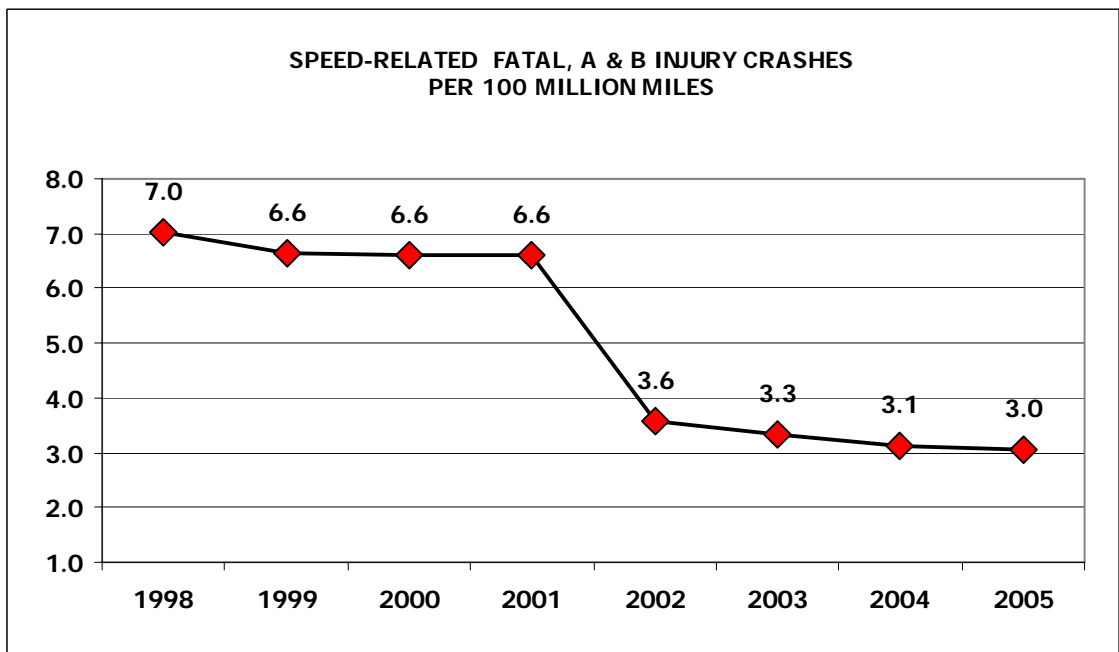
**Child Restraint Use** for children under age six increased from 84.3 % in 2005 to 88.6% in 2006. The 2006 rate is highest observed rate achieved since 1999 with the first observed rate of 56.1%, which is a 32.5% increase since this series of surveys began.



A Hispanic community child safety seat check event sponsored by Safe Kids was conducted in Lincoln. A total of 38 child safety seats were inspected. Twenty-five seats distributed. There were 7 technicians and 10 volunteers for translation services and greeters.

The FY2005 goal was to reduce **Speed-Related Fatal, A and B Injury Crashes** by 4% (449). The number of speed-related fatal, A and B injury crashes decreased from 1,187 to 656 while the speed-related crash rate per 100 million vehicle miles traveled declined 44.7%. In 2002 a change on the crash report form field called "Contributing Circumstances, Driver" limited the number of selections from three to one.

	1998	1999	2000	2001	2002	2003	2004	2005
<b>Speed Crashes (Fatal, A &amp; B)</b>	1,212	1,168	1,167	1,187	656	622	581	576
<b>Speed Crash Rate</b>	7.0	6.6	6.6	6.6	3.6	3.3	3.1	3.0



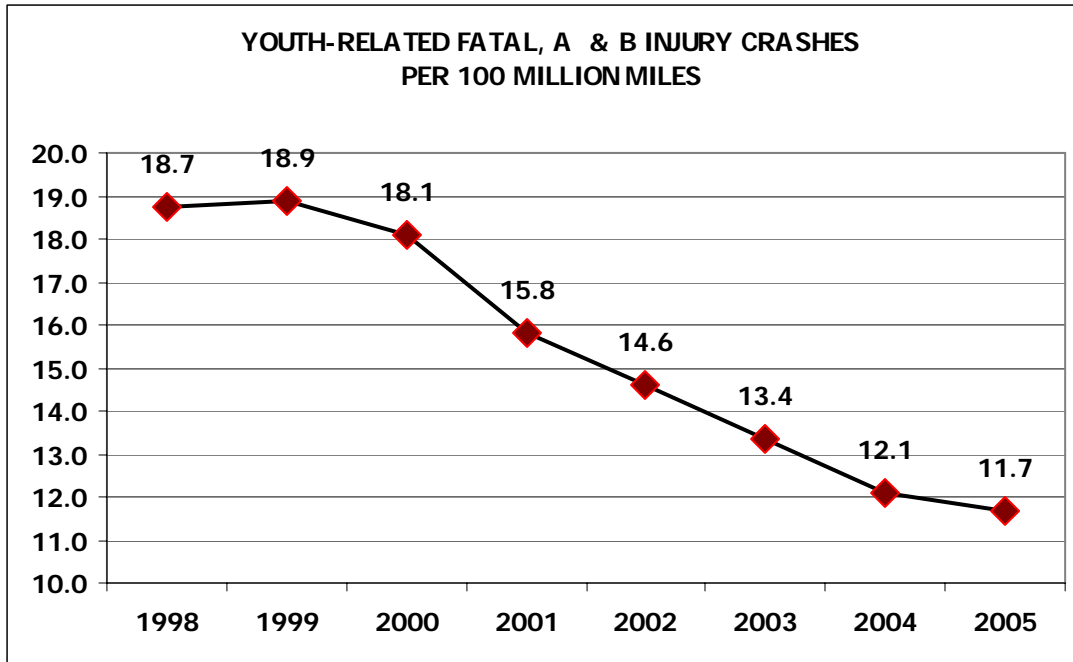
**Man Ejected Along Interstate 680**

Police said alcohol and speed were factors in this nighttime interstate crash. A 21 year old lost control, flipped his vehicle on an embankment and was ejected. His passenger suffered minor injuries. He was cited for reckless driving, DUI and not wearing a seat belt.

(Courtesy of KETV.com)

The goal was to reduce **Youth-Involved Fatal, A and B Injury Crashes** for young people ages 16 through 20 by 4% (1,869). The number declined by 11.2% between 2003 and 2005. The number of crashes involving these drivers declined from 2,486 to 2,207.

	1998	1999	2000	2001	2002	2003	2004	2005
<b>Youth Crashes (Fatal, A &amp; B)</b>	3,226	3,320	3,193	2,841	2,672	2,486	2,253	2,207
<b>Youth Crash Rate</b>	18.7	18.9	18.1	15.8	14.6	13.4	12.1	11.7



**Crash on way to school**

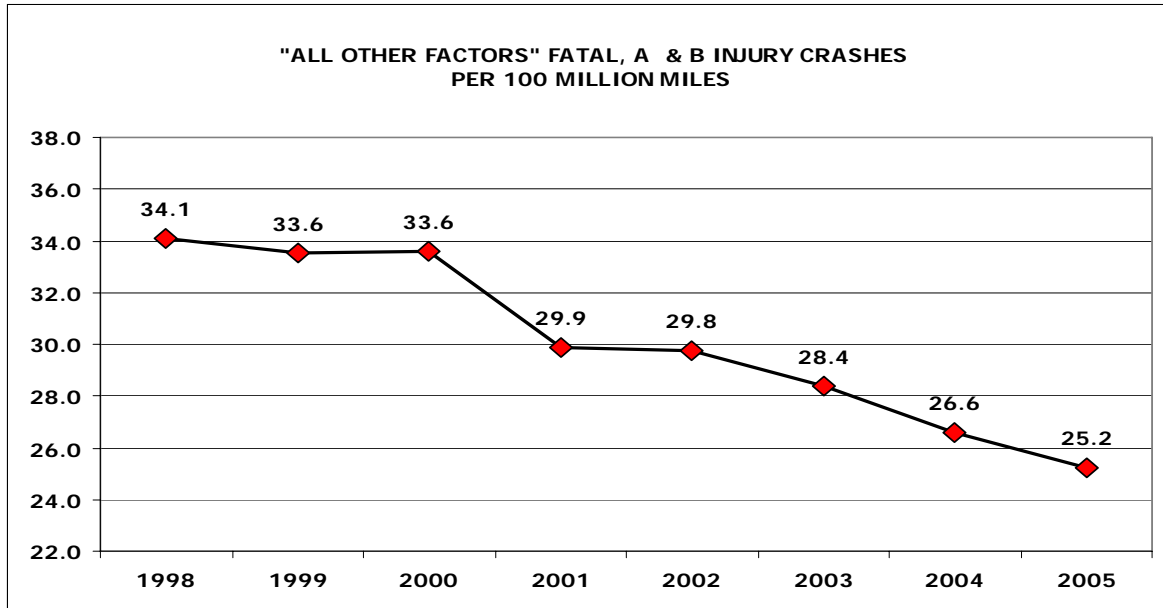
Two teens on their way to school received injuries in a rollover crash around 8:15 a.m.

According to the officer, the vehicle was traveling to fast for conditions, skidded on the gravel and left the roadway. The vehicle flew over a culvert before flipping end over end. Both the 16-year-old driver and 18-year-old passenger were treated and released.

(Courtesy Washington County Pilot-Tribune & Enterprise)

The goal was to reduce **“All Other Factors” Fatal, A and B Injury Crashes** (minus Alcohol and Speed) by 4% (4,377).

	1998	1999	2000	2001	2002	2003	2004	2005
<b>All Other Factors Crashes (Fatal, A &amp; B)</b>	5,872	5,896	5,921	5,356	5,440	5,279	4,976	4,777
<u>All Other Factors Crash Rate</u>	34.1	33.6	33.6	29.9	29.8	28.4	26.6	25.2



This photo shows the wreckage of a Lincoln County Sheriff Cruiser. Lincoln County Sheriff's Officer Deputy was injured in a roll over accident. A pickup truck was towing a Jeep and the jeep's top blew off onto the Interstate. The Deputy Sheriff swerved to miss the top and lost control.  
(Courtesy of North Platte Telegraph)



**Conclusions**

While the 2006 crash data is unavailable at the time the annual report is due, progress is determined by comparing 2005 crash data with 2004 because initial program activity begins in 2005.

Between 2004 and 2005; fatal, A and B injury crashes; alcohol related and all other factors fatal and injury crashes reached or exceeded the 4% decrease goal.

Only the youth-related and speed-related fatal and injury crash totals failed to reach the 4% decrease goal. The observed driver and front seat passenger safety belt usage rate decreased by 3.2% from 79.2% in 2004 to 76.0% in 2005.

- In the FY2006 Highway Safety Plan, a more aggressive approach of goal setting was taken in several areas, including the overall goal.
- Observed occupant restraint use survey results: Children under age six (88.6%) and safety belt use for drivers and front seat passengers (76.0%).
- Fatal, A and B injury crashes continue to decrease in number from (6,305) in 2004 to (6,051) 4.0% in 2005.
- Alcohol-related fatal and serious injury crashes decreased by 6.7% from the previous year (748 to 698).
- Speed-related fatal and injury crashes decreased by 0.9%, from 581 to 576 in 2005.
- Youth-related fatal and injury crashes decreased by 2.0%, decreased 2,253 to 2,207.
- All Other Factors fatal and injury crashes decreased by 4.0%, from 4,976 to 4,777.
- While the total miles driven increased by 1.7 percent in Nebraska during 2005, the number of fatal crashes decreased (3.9%) along with a decline in injury crashes (6.8%) and the number of persons injured declined from 21,315 in 2004 to 19,827 in 2005. The total number of reported crashes decreased by 4.0% from 37,227 in 2004 to 35,739 in 2005.
- Nebraska experienced success in reducing the total number of reported crashes and injuries while the number of miles driving increased. Traffic deaths increased by 8.7% (254 in 2004 to 276 in 2005) while the traffic fatality rate reached 1.46 per 100 million vehicle miles. The number of people injured decreased by 7.0% from the previous year.

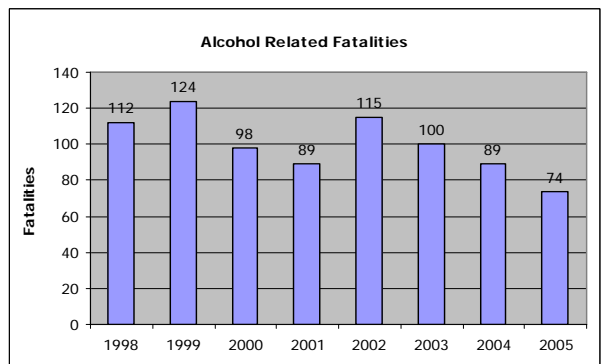
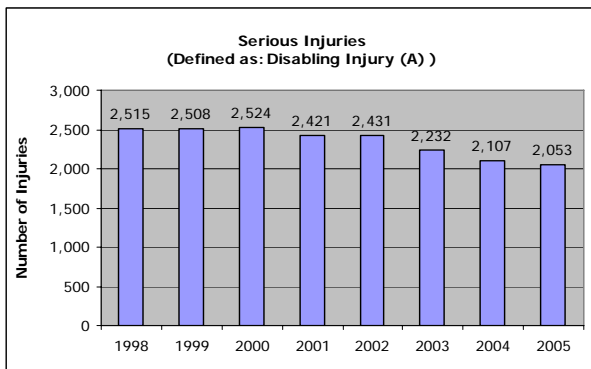
Percent Comparison for Annual Report 2006		2004	2005	2004/2005 Difference
Fatal, A & B Crashes		6,305	6,051	-4.0%
Alcohol-Related FAB		748	698	-6.7%
Speed Related FAB*		581	576	-0.9%
Youth-Involved FAB		2,253	2,207	-2.0%
All Other Factors		4,976	4,777	-4.0%
		2005	2006	2005/2006 Difference
Occupant Restraint Use		79.2	76.0	-3.2
Child Restraint Use		84.3	88.6	4.3
		2004	2005	2004/2005 Difference
Miles Driven		18,630	18,938	1.7%
Fatal Crashes		229	238	3.9%
Injury Crashes		14,363	13,389	-6.8%
Total Injury Crashes		37,227	35,739	-4.0%
People Injured		21,315	19,827	-7.0%
People Killed		254	276	8.7%

\*Speed changes on crash report began in 2002

# Nebraska Annual Evaluation Report Summary

Nebraska Annual Comparative Data								
	1998	1999	2000	2001	Progress Report Data CY2002 - 2005			
					2002	2003	2004	2005
Fatalities (F)	315	295	276	246	307	293	254	276
Serious Injuries (Defined as: Disabling Injury (A) )	2,515	2,508	2,524	2,421	2,431	2,232	2,107	2,053
Fatalities & Serious Injuries Combined (F/A)	2,830	2,803	2,800	2,667	2,738	2,525	2,361	2,329
Vehicles Miles (Millions)	17,219	17,570	17,637	17,940	18,281	18,592	18,630	18,938
Fatality Rate/(100 million VMT)	1.8	1.7	1.6	1.4	1.7	1.6	1.4	1.4
Fatality & Serious Injury Rate / (100 million VMT)	16.4	16.0	15.9	14.9	15.0	13.6	12.7	12.3
Population	1,636,885	1,674,074	1,711,263	1,711,263	1,711,263	1,711,263	1,738,189	1,758,787
Fatality Rate /100K Population	19.2	17.6	16.1	14.4	17.9	17.1	14.6	15.7
Fatality & Serious Injury Rate /100K Population	172.9	167.4	163.6	155.8	160.0	147.6	135.8	132.4
Alcohol Related Fatalities	112	124	98	89	115	100	89	74
Alcohol Related Fatalities as a Percentage of All Fatalities	35.6%	42.0%	35.5%	36.2%	37.5%	34.1%	35.0%	26.8%
Alcohol Related Fatality Rate /( 100 million VMT)	0.65	0.71	0.56	0.50	0.63	0.54	0.48	0.39
Percent of Population Observed Using Safety Belts*	65.1%	67.9%	70.5%	70.2%	69.6%	76.1%	79.2%	79.2%
Percent of unbelted drivers and occupants seriously injured or killed in a crash	56.9%	56.3%	52.6%	55.6%	54.8%	45.7%	54.0%	52.1%

\*Safety belt percentages from "The Buffalo Beach Company" statewide observation Safety Belt Use Surveys





## **Nebraska Motorcycle Safety Education**

The Nebraska Office of Highway Safety is responsible for the administration of the Motorcycle Safety Education act. A provision of this Act is oversight of motorcycle rider training courses. Successful completion of the beginning Motorcycle Safety Education Course will allow the applicant to waive both the written and road test at the DMV driver license examination station to receive a Class "M" endorsement.

Currently eight sites are certified by DMV to offer basic motorcycle safety education training. The site sponsors and their locations are (1) National Safety Council - Greater Omaha Chapter with ranges in Omaha and at Offutt AFB, (2) Southeast Community College – Lincoln Campus with a Lincoln range site, (3) Central Community College in Hastings with ranges in Hastings and Columbus, (4) Western NE Motorcycle Training with a range in Scottsbluff, (5) Frontier Harley-Davidson/Buell with a range in Lincoln, (6) Western Iowa Tech College with a range in Sioux City, Iowa, (7) Dillon Brothers Harley-Davidson with a range between Omaha and Elkhorn, and (8) Northeast Community College with a Norfolk range site.

A total of 1,804 applicants participated in the beginning rider course during 2006. Of those, 1,627 successfully completed the training. The Nebraska Office of Highway Safety sponsored an Instructor Preparation Course in 2006. The course was conducted at Central Community College in Hastings with 11 new instructors certified to begin teaching motorcycle safety education. At the end of 2006, the Nebraska Motorcycle Safety Education Program has a total of seventy (70) motorcycle instructors certified to teach the Motorcycle Safety Foundation beginning course – the **Basic Rider Course** or BRC.

## **Office of Juvenile Justice and Delinquency Prevention**

The Nebraska Office of Highway Safety has been designated by the Governor to administer the Office of Juvenile Justice and Delinquency Prevention's (OJJDP) Enforcing Underage Drinking Laws (EUDL) Grant. As a result, an Underage Drinking Prevention Advisory Task Force has been established and grants have been awarded to Project Extra Mile, a non-profit organization that facilitates community coalitions in implementing local activity targeting underage alcohol use. Funding provides local community coalition staff assistance, training, educational materials, travel and overtime enforcement targeting underage drinking laws.

Nebraska counties with EUDL activity are: Douglas, Sarpy, Hall, Adams, Madison, Dawson, Scotts Bluff and Platte. Annual funding received by Nebraska for these efforts is approximately \$350,000. The community coalitions utilize the work groups in their effort: Public Policy, Youth in Action, Enforcement & Adjudication, Awareness & Access and Information & Education. Communities utilize the Project Extra Mile model to achieve the mission to "Create a community consensus that clearly states that underage alcohol use is illegal, unhealthy and unacceptable."

The enforcement emphasis is directed to underage saturation patrols and large party patrols. Alcohol retailer compliance checks, shoulder tap operations, and alcohol source investigations targeting adults that provide or sell alcohol for minors

## **Traffic Violation Diversion Program**

Since 2003, the DMV is responsible for establishing rules and regulations and the oversight of traffic violation pre-file and pre-trial diversion programs offered by individual jurisdictions.

The rules and regulations process for the pre-trial traffic diversion programs were adopted and implemented. The requirements included that each jurisdiction must submit an application to the DMV to obtain approval to offer the traffic violation diversion program. Standards for classes, include the length of time, curriculum offered, fees charged, frequency of participation and the sharing of records are some of the criteria reviewed to determine if the program merits approval.

The responsibility of administering the Traffic Violation Diversion Program is being shared by the Legal Division and the Office of Highway Safety Division. During 2006, a total of 93 Nebraska jurisdictions were awarded approval certificates to offer the programs. The 84 counties and 8 cities contract with one or more of the seven approved course providers in the state. A total of 188 instructors have also been certified to offer the approved traffic violation diversion program.

The legislature restricted the types of traffic violations that are allowed to be diverted through participation in the diversion program and limited the number of times that an individual can participate to once every three years. In addition, a federal requirement restricts any individual with a commercial driver license endorsement from participating in a traffic violation diversion program.

## **DRIVER & VEHICLE RECORDS DIVISION**

The responsibilities of the Driver and Vehicle Records Division includes:

- Updating and maintaining the Nebraska Traffic Safety Information file
- Maintaining the Nebraska Vehicle Title and Registration Information file
- Updating and maintaining the Nebraska Motor Vehicle Insurance Database
- Providing prompt, reliable and accurate vehicle and driver information
- Ensuring that all standards are met in the driver license, title and registration, and handicapped parking permit issuance processes
- Developing and supplying all related forms, plates, permits and applications
- Investigating fraudulent activities as they relate to driver's license, title and registration issuance

Activities in 2006 included the following:

- Effective May 24, 2006, assembled vehicles were added to the list of types of vehicles eligible for a bonded title.
- A portion of LB 663, effective June 1, 2006, creating the mobile/manufactured home certificate of title process was implemented. Instructions for the process were established in a joint effort with, and distributed to, the county clerks, county treasurers and the county register of deeds.
- The remaining portions of LB 663, effective July 14, 2006, were implemented. This legislation modified requirements for certificate of title issuance for assembled and historic motor vehicles. The Department now approves recognized car clubs and qualified car club representatives for the purposes of inspecting assembled historic motor vehicles. The inspections are used to determine the appropriate titling process. This legislation also provided for changes to be made to the assigned vehicle identification number process and plates.
- LB 789, effective July 14, 2006, allowing for renewal of a motor vehicle registration up to 30 days prior to expiration date.
- Work was completed in December to accommodate the January 1, 2007 legislative changes which included: 1) expansion of the motor vehicle tax charts; and 2) modification of the expiration period for driver's licenses with bioptic restrictions.

Major activities in the achievement of our goals include:

- Approve and maintain self-insurance companies in Nebraska.
- Compile and publish a list of insurance companies licensed to do business in Nebraska for use by the county treasurers.
- Process license plate and validation sticker orders from 93 counties.
- Complete requests for vehicle and driver records.
- Issue handicapped parking permits.
- Design, order and distribute forms used by county officials in the issuance of driver licenses, titles and registrations.

- Maintain records of all licensed drivers and all vehicles titled and registered in Nebraska.
- Maintain records of all vehicles insured in this state and disseminate such information to the county treasurers for use in registering vehicles.
- Provide vehicle information concerning safety recall campaigns.
- Issuance of message, spirit, sample, repossession, amateur radio, ex-prisoner of war, purple heart, handicapped, Disabled American Veteran, Pearl Harbor survivor, transporter, boat dealer trailer, antique, and film vehicle license plates.
- Preparation, verification, microfilming, and data entry of forms used in the driver's license testing and issuance process from all 93 counties.
- Provide Help Desk assistance to county treasurers and county clerks in the issuance of driver licenses, titles and registrations.
- Provide assistance to the general public and law enforcement in driver license, title, registration and handicapped parking permit related areas.
- Maintain files on medical and vision rechecks and out-of-state citations.
- Transferring of information from one state DMV to another.
- Provide clearance and military exemption information.
- Investigate and makes arrests of violations for alleged fraudulent practices relating to identity theft and motor vehicle related documents.
- Create and provide training to staff, agents, and other requesters for identity theft and motor vehicle related document authentication.

## DRIVER AND VEHICLE RECORD STATISTICS – 2006

Driver Licenses Issued		287,483
Driver Permits Issued		62,823
Identification Cards Issued		33,954
Duplicate/Replacement Licenses/Permits Issued		92,112
<b>TOTAL Driver License/Permits/ID Cards Issued</b>		<b>476,372</b>
Driving Records Processed through DMV		27,114
Driving Records Processed through Nebraska Online		1,024,389
<b>TOTAL Driving Records Processed</b>		<b>1,051,503</b>
Medical/Vision Recheck Notice Letters		1,695
Medical/Vision Recheck Cancel Warning Letters		363
Medical/Vision Recheck Licenses Cancelled		158
Surrendered Licenses Processed		16,271
Clearance and Military Letters Processed		539
Monies received from the sale of vehicle record information – DMV		\$183,020.25
Monies received from the sale of vehicle record information – Nebraska Online		\$105,309
Monies received from driver record monitoring service		\$255,727.80
Monies received from driver header records		\$13,585.89
Message Plates Processed	New	5,545
	Renewal	50,117
Cornhusker Spirit Plates Processed	New	794
	Renewal	6,575
License Plates Issued	Sample License Plates	20
	Amateur Radio	51
	Ex-Prisoner of War	1
	Purple Heart	51
	Handicapped	992
	Handicapped Renewal	6,292
	Disabled American Veteran	126
	Pearl Harbor	2
Plates/ Registrations Issued	Repossession	81
	Transporter	1,096
	Boat Dealer Trailer	79
	Film Vehicle	0
Titles Issued	Bonded	192
	State	1,668
	Duplicate	39,696
	Corrected	7,267
	Statewide	627,992
	Titles Surrendered to Other States	42,918
	Titles Marked Junked	5,024
	Liens Noted	213,595
Misc. Issued	Vehicle Identification Number Plates	281
	Hull Identification Number Plates	54
	Handicapped Permits	35,486
Antique Plates/Registrations Issued	Motorcycle	27
	Motorcycle Vintage	8
	Regular	518
	Vintage	351
	<b>TOTAL Antique Plates</b>	<b>904</b>

**NEBRASKA**  
**2006 VEHICLE REGISTRATION**

2006 DMV Annual Report

TOTAL VEHICLES REGISTERED IN 2006  
**2,119,094**

**PASSENGER**

Regular	1,038,378
Amateur Radio	1,392
Message	39,359
Spirit	1,913
Spirit Message	3,564
Non-Resident	7,092
Handicapped	6,996
Antique	11,116
Vintage	953
Ex-Prisoner of War (ex-pow)	94
Pearl Harbor Survivor	17
Disabled American Veteran	418
Purple Heart	921
Thirty Day	107
TOTAL	1,112,320

**MOBILE HOME**

Recreational	28,961
Self-Propelled	7,973
Message Recreational	94
Message Self-Propelled	163
Spirit Recreational	1
Spirit Self-Propelled	8
Spirit Message Recreational	2
Spirit Message Self-Propelled	8
TOTAL	37,210

**BUS**

Non-Commercial	1,004
School	636
Commercial	525
Non-Resident	1
Local	46
TOTAL	2,212

**GOVERNMENT**

Municipal	13,172
County	10,111
State	9,343
School District	7,194
TOTAL	39,820

**TAX EXEMPT**

TOTAL	4,079
-------	-------

**SNOWMOBILE**

TOTAL	692
-------	-----

**TRAILER**

Utility	144,414
Farm	59,233
Fertilizer	21,806
Commercial	23,400
Pole & Reel	412
Non-Resident	362
Semi	4,316
Apportioned Trailer Units	73,402
TOTAL	327,345

**DEALER**

Passenger	11,488
Personal Use	372
Motorcycle	431
Trailer	620
Snowmobile	7
Boat Dealer Trailer	97
Repossession	87
Transporter	2,151
TOTAL	15,253

**TRUCK**

Commercial	328,834
Farm	147,509
Non-Resident Commercial	1,305
Local	967
Message Commercial	10,961
Spirit Commercial	483
Spirit Message Commercial	955
Message Farm	1,674
Spirit Farm	29
Spirit Message Farm	121
Special Mobile Equipment (SME)	1,092
Soil & Water	483
Farm Semi - Tractor/Trailer	6,597
10% Reduction	237
Apportioned Power Units	38,851
TOTAL	540,098

**MOTORCYCLE**

Regular	37,693
Non-Resident	363
Message	1,767
Antique	214
Handicapped	17
Vintage	11
TOTAL	40,065

# 2006 DMV Annual Report

2006

COUNTY	NO.	PLATE TYPE																				BUS						
		Pass-enger	Handi-cap	MC Handi	AM Radio	Mobile Home	Tax Exempt	Message	Spirit	Spirit Mess.	PH Surv	EX POW	DAV	Purple Heart	Antiq.	Vin-tage	Motor-cycle	Snow-moblie	Comm.	Apport-ioned	Farm	Farm Semi	Local	Soil Water	SME	10% Red.	Comm	Non-Comm
ADAMS	14	17,531	153	1	23	810	233	1,089	55	82	-	2	17	25	43	-	693	-	6,885	2,032	85	26	9	7	-	-	2	6
ANTELOPE	26	4,359	19	-	16	295	11	207	8	15	1	-	3	6	23	-	259	3	1,779	2,351	132	7	5	20	-	-	-	-
ARTHUR	91	232	1	-	1	19	-	12	-	-	-	-	-	-	-	-	6	-	50	300	1	-	-	3	-	-	-	-
BANNER	85	461	1	-	1	30	-	18	1	2	-	-	-	-	-	16	-	76	601	45	-	-	9	-	-	-	-	-
BLAINE	86	264	4	-	-	33	1	21	-	1	-	-	-	-	-	10	-	56	428	1	-	-	5	2	-	-	-	-
BOONE	23	3,701	13	-	11	207	3	174	18	18	-	-	-	6	21	-	165	3	1,270	1,899	148	-	6	10	6	-	-	-
BOX BUTTE	65	7,123	63	-	3	409	32	259	18	24	-	2	3	48	48	-	564	1	3,395	1,933	111	13	-	14	47	1	6	
BOYD	63	1,380	5	-	2	73	3	47	1	2	-	1	1	9	-	82	-	423	806	3	3	2	-	-	-	-	-	1
BROWN	75	1,848	17	-	-	116	3	75	4	7	1	-	-	3	2	-	77	8	782	1,172	21	5	10	15	1	-	1	
BUFFALO	9	25,438	168	2	37	1,090	161	1,287	85	103	1	-	14	31	59	-	1,157	6	10,171	3,141	173	15	2	67	4	6	91	
BURT	31	4,252	24	-	4	217	4	334	6	20	1	3	-	3	19	-	216	9	1,816	1,490	124	5	7	-	-	-	-	-
BUTLER	25	5,687	36	-	5	248	7	310	10	18	-	2	1	7	28	-	235	-	1,948	2,373	119	4	8	2	-	-	3	3
CASS	20	15,103	114	-	24	1,047	47	1,039	42	76	-	1	5	20	31	-	878	42	6,707	1,991	86	3	11	9	-	3	17	
CEDAR	13	5,568	18	-	3	284	6	139	12	13	-	-	2	4	16	-	204	30	1,980	2,337	94	3	5	14	-	-	-	1
CHASE	72	2,270	11	-	1	173	5	141	4	18	-	1	-	1	4	-	88	1	1,127	1,522	185	6	5	9	4	-	-	-
CHERRY	66	3,297	23	-	3	196	10	166	5	15	-	2	2	9	-	19	-	1,198	2,193	21	3	-	16	-	-	-	-	19
CHEYENNE	39	6,216	37	-	6	380	19	189	24	19	-	1	4	29	-	263	4	2,693	1,689	55	7	-	10	8	-	-	3	
CLAY	30	4,156	33	-	2	311	1	266	10	13	-	4	1	25	-	161	-	1,959	1,867	168	8	7	20	1	-	-	-	2
COLFAX	43	6,322	21	-	10	253	15	295	14	37	-	-	1	5	18	-	180	11	2,023	1,666	100	12	-	13	1	-	-	1
CUMING	24	5,822	29	-	5	282	40	231	15	13	-	1	-	6	17	-	169	16	2,029	2,224	22	9	2	-	-	-	-	1
CUSTER	4	6,807	36	-	11	520	16	333	6	27	1	4	4	5	24	-	279	12	2,280	4,184	240	6	27	51	6	-	-	-
DAKOTA	70	11,619	102	-	13	421	1	290	37	38	-	1	1	12	-	-	370	66	3,885	679	62	1	-	3	-	-	-	1
DAWES	69	4,428	30	-	18	267	39	146	5	7	1	2	5	7	8	-	247	13	1,840	1,356	11	6	4	28	-	-	1	2
DAWSON	18	13,733	103	-	9	603	127	611	37	54	-	3	4	17	40	-	435	6	5,587	2,994	13	3	2	21	3	-	4	
DEUEL	78	1,329	8	-	-	81	7	25	2	3	-	1	-	-	-	-	63	-	656	707	6	-	3	8	-	-	-	-
DIXON	35	3,802	30	-	4	223	4	163	11	8	-	-	3	10	-	117	15	1,338	1,162	74	3	-	13	1	-	-	-	-
DODGE	5	21,560	162	-	55	928	29	1,322	59	88	-	1	3	19	80	-	1,070	4	8,213	1,746	109	24	5	6	1	-	-	59
DOUGLAS	1	288,808	1,634	5	253	4,145	1,574	14,237	579	1,357	2	20	38	177	472	-	7,574	92	62,133	626	7	252	-	18	1	406	68	
DUNDY	76	1,280	12	-	1	86	1	50	5	2	-	-	-	3	-	-	46	-	531	1,050	73	-	-	2	-	-	-	-
FILLMORE	34	3,762	27	-	3	261	6	229	8	23	-	5	5	34	-	167	1	1,768	1,858	185	12	3	55	-	-	-	-	3
FRANKLIN	50	2,031	26	-	1	108	2	79	9	5	-	-	3	2	19	-	65	-	803	1,463	9	-	3	-	-	-	-	2
FRONTIER	60	1,659	11	-	-	126	6	74	-	6	-	-	3	5	-	59	-	703	1,456	51	-	8	-	-	-	-	-	
FURNAS	38	3,156	49	-	11	236	26	166	5	12	-	-	2	4	13	-	128	3	1,451	1,384	99	1	14	8	12	-	-	
GAGE	3	13,636	82	-	15	761	68	700	31	72	1	-	4	13	92	-	438	-	5,656	2,930	92	24	18	15	-	-	6	8
GARDEN	77	1,328	10	-	2	88	3	51	1	4	-	-	4	2	6	-	49	-	547	893	22	2	-	7	4	-	-	-
GARFIELD	83	1,112	6	-	3	64	-	60	3	1	-	-	1	-	-	-	39	1	473	621	7	3	-	11	1	1	4	
GOSPER	73	1,310	18	-	1	72	2	95	4	7	-	1	1	3	4	-	42	-	518	783	17	-	5	11	-	-	-	
GRANT	92	364	5	-	-	33	1	25	-	-	-	-	1	-	1	-	15	-	158	389	2	-	-	7	-	-	-	
GREELEY	62	1,688	12	-	2	78	4	68	2	8	-	1	1	1	5	-	59	1	551	984	47	-	24	18	-	-	8	1
HALL	8	32,730	224	-	40	1,253	106	1,632	57	142	-	3	19	21	99	-	1,286	6	12,842	2,244	280	29	13	32	1	5	81	
HAMILTON	28	5,691	31	1	6	333	9	354	22	32	-	1	6	10	39	-	277	-	2,415	1,977	268	11	4	25	5	-	-	
HARLAN	51	2,242	19	-	3	137	3	117	8	5	-	2	2	3	3	-	115	-	893	1,173	77	-	4	-	-	-	1	
HAYES	79	652	2	-	1	32	-	18	3	3	-	-	2	-	-	-	15	-	135	830	40	-	-	14	1	-	-	
HITCHCOCK	67	1,939	8	-	1	107	3	42	4	7	-	-	2	-	-	-	78	-	962	1,035	5	-	-	14	-	-	-	
HOLT	36	6,543	29	-	9	400	28	294	22	35	-	1	2	11	13	-	287	36	2,259	3,551	73	8	1	19	37	2	-	
HOOKER	93	552	-	-	-	31	2	12	1	1	-	-	1	2	-	-	10	2	228	317	-	1	1	7	-	-	1	
HOWARD	49	4,117	25	-	2	246	2	264	6	18	-	1	8	33	-	155	9	1,600	1,712	93	7	20	2	-	-	-	1	
JEFFERSON	33	4,852	40	-	15	356	54	255	18	18	-	1	2	6	23	-	187	9	2,245	1,837	51	5	6	4	-	4	23	
JOHNSON	57	2,885	20	-	1	135	1	126	4	10	-	-	-	-	24	-	82	-	1,149	1,011	23	2	5	4	-	-	1	
KEARNEY	52	4,064	32	-	7	252	26	231	16	21	-	-	1	4	25	-	219	1	1,772	1,711	169	-	12	11	1	-	-	
KEITH	68	5,479	77	-	13	385	14	299	18	23	-	2	6	5	-	213	1	2,425	1,471	14	1	2	9	-	-	1	2	
KEYA PAHA	82	523	3	-	-	31	1	30	-	-	-	-	1	4	-	-	20	3	131	599	4	-	-	2	-	-	7	
KIMBALL	71	2,441	25	-	1	216	-	85	3	10	-	1	2	2	1	-	96	-	1,035	816	49	1	-	47	-	-	-	
KNOX	12	5,285	48	-	4	297	5	197	5	7	-	1	-	9	30	-	219	16										

2006 DMV Annual Report

2006		BUS										NON-RESIDENT										TRAILER										DEALER										GOVERNMENT				2006 Total
COUNTY	NO.	Loc	Sch	Comm	Bus	MC	Pass.	Day	Trlr	Comm.	Utility	Farm	Semi	Fert-lizer	Apport-ioned	Pool Reel	Pass-enger	Per-sonal	MC	Trailer	Trans-porter	Boat	Repo	Snow mobile	State	Co.	Muni-cipal	School District																		
ADAMS	14	1	7	-	-	-	2	2	-	827	2,621	878	110	580	-	-	303	8	16	21	-	-	-	-	-	-	158	318	178	35,839																
ANTELOPE	26	-	-	1	-	-	-	-	-	165	1,140	919	82	433	-	3	60	-	-	2	-	-	-	-	-	-	112	132	81	12,649																
ARTHUR	91	-	-	-	-	-	-	-	-	7	63	158	-	-	-	-	-	-	-	-	-	-	-	-	-	9	-	8	870																	
BANNER	85	-	-	-	-	-	-	-	-	12	74	280	2	-	-	-	-	-	-	-	-	-	-	-	-	28	-	18	1,675																	
BLAINE	86	-	-	-	-	-	-	-	-	11	25	284	-	1	-	-	-	-	-	-	-	-	-	-	-	26	2	24	1,199																	
BOONE	23	-	-	-	-	-	-	-	-	110	805	793	71	341	-	4	48	2	1	-	-	-	-	-	-	75	94	45	10,068																	
BOX BUTTE	65	-	-	1	-	1	1	1	1	147	1,622	636	27	253	-	4	62	2	1	2	-	-	-	-	-	83	153	43	17,109																	
BOYD	63	-	2	-	-	-	-	-	-	29	265	429	3	37	-	2	10	-	-	-	-	-	-	-	-	50	16	43	3,730																	
BROWN	75	-	-	-	-	-	-	-	-	88	540	582	7	158	-	5	42	1	2	4	-	-	-	-	-	82	67	12	5,758																	
BUFFALO	9	-	3	8	-	1	18	7	7	642	5,370	1,231	302	348	-	8	360	7	9	36	-	-	-	-	-	212	243	167	52,288																	
BURT	31	-	-	-	-	-	1	-	-	72	1,060	434	26	213	-	2	52	2	2	3	-	-	-	-	-	82	100	74	10,677																	
BUTLER	25	-	10	-	-	-	-	-	-	92	1,143	877	171	504	-	3	27	2	2	4	-	-	-	-	-	149	92	54	14,184																	
CASS	20	-	27	86	-	17	203	-	46	240	3,691	539	32	94	-	8	203	7	7	10	-	-	-	-	-	162	165	120	32,953																	
CEDAR	13	-	10	-	-	-	-	1	-	110	1,310	805	40	152	-	1	56	-	2	5	-	-	-	-	-	78	125	90	13,518																	
CHASE	72	-	-	-	-	-	-	1	-	66	738	581	33	364	-	-	59	1	1	3	-	-	-	-	-	72	76	71	7,642																	
CHERRY	66	-	-	1	-	-	-	-	-	93	926	1,461	17	-	-	2	58	2	2	8	-	-	-	-	-	196	71	35	10,215																	
CHEYENNE	39	-	-	1	-	-	-	-	1	111	1,514	417	18	95	-	4	80	5	5	2	-	-	-	-	-	106	149	99	14,290																	
CLAY	30	-	-	-	-	-	-	-	-	152	981	679	73	1,052	-	-	44	1	1	4	-	-	-	-	-	56	148	83	12,289																	
COLFAX	43	-	-	-	-	-	-	1	-	154	825	586	74	437	-	-	57	3	2	1	-	-	-	-	-	61	127	56	13,382																	
CUMING	24	-	-	-	-	-	-	-	-	176	1,203	773	19	251	-	3	84	1	1	5	-	-	-	-	-	34	98	53	13,634																	
CUSTER	4	-	-	6	-	-	-	-	-	284	1,412	1,872	60	362	-	11	68	2	3	7	-	-	-	-	-	209	150	123	19,448																	
DAKOTA	70	-	21	-	-	-	1	1	-	359	1,928	270	146	19	-	1	244	2	11	10	-	-	-	-	-	1	84	166	61	20,927																
DAWES	69	-	1	-	-	-	-	-	-	101	910	678	1	1	-	4	141	5	8	11	-	-	-	-	-	2	117	116	35	10,602																
DAWSON	18	-	1	-	-	-	-	-	-	613	2,831	1,252	2	664	-	-	195	1	-	6	-	-	-	-	-	156	281	113	30,524																	
DEUEL	78	-	-	-	-	-	-	-	-	30	334	266	-	280	-	-	1	-	-	1	-	-	-	-	-	30	48	16	3,905																	
DIXON	35	-	-	-	-	-	-	-	-	53	798	443	23	49	-	-	15	1	-	3	-	-	-	-	-	51	112	43	8,572																	
DODGE	5	-	10	3	-	1	5	2	-	416	3,509	528	123	341	-	5	402	12	25	35	-	-	-	-	-	78	444	117	41,599																	
DOUGLAS	1	37	178	101	-	34	680	37	11	2,920	16,675	101	178	-	-	79	2,597	72	88	59	-	-	-	-	1	1,210	1,895	756	412,187																	
DUNDY	76	-	-	-	-	-	-	1	-	55	251	408	5	6	-	-	6	-	-	-	-	-	-	-	-	60	29	36	4,005																	
FILLMORE	34	-	17	-	-	-	-	2	-	180	794	685	58	613	-	1	22	2	-	1	-	-	-	-	-	58	102	44	10,994																	
FRANKLIN	50	-	-	-	-	-	1	-	-	64	430	569	1	279	-	1	2	-	-	-	-	-	-	-	-	62	83	26	6,148																	
FRONTIER	60	-	-	1	-	-	6	-	-	48	504	600	9	187	-	2	6	-	-	-	-	-	-	-	-	86	27	63	5,706																	
FURNAS	38	-	-	1	-	-	-	2	-	185	855	523	24	321	-	2	61	3	-	5	-	-	-	-	-	77	129	82	9,050																	
GAGE	3	-	10	1	-	-	4	-	2	460	2,382	877	95	86	-	4	184	11	9	20	-	-	-	-	-	129	263	159	29,358																	
GARDEN	77	-	-	-	-	-	-	-	-	18	414	427	8	77	-	-	3	-	-	2	-	-	-	-	-	92	10	20	4,094																	
GARFIELD	83	-	-	-	-	-	-	-	-	65	346	330	18	21	-	-	5	1	-	-	-	-	-	-	-	54	33	9	3,293																	
GOSPER	73	-	3	-	-	-	-	-	-	55	398	390	-	58	-	-	4	1	-	-	-	-	-	-	-	47	7	6	3,863																	
GRANT	92	-	-	-	-	-	-	-	-	22	145	246	5	-	-	4	3	-	-	3	-	-	-	-	-	39	5	7	1,480																	
GREELEY	62	2	4	-	-	-	1	1	-	56	282	456	48	112	-	1	14	-	-	-	-	-	-	-	-	67	50	41	4,680																	
HALL	8	-	11	7	-	-	9	3	2	817	5,228	802	295	1,084	-	8	660	15	30	41	-	-	-	-	-	223	388	214	62,982																	
HAMILTON	28	-	-	-	-	-	1	-	2	221	1,372	736	37	748	-	2	34	-	-	6	-	-	-	-	-	100	95	79	14,950																	
HARLAN	51	-	-	-	-	-	-	1	-	51	668	442	7	142	-	2	23	1	-	-	-	-	-	-	-	46	45	17	6,252																	
HAYES	79	-	-	-	-	-	-	-	-	35	123	328	4	53	-	1	-	-	-	-	-	-	-	-	1	36	2	20	2,351																	
HITCHCOCK	67	-	-	-	-	-	-	-	-	107	580	521	3	171	-	5	10	-	-	-	-	-	-	-	-	29	88	42	5,763																	
HOLT	36	-	10	-	-	-	-	-	-	243	1,748	2,110	58	260	-	5	90	2	-	13	-	-	-	-	-	149	151	55	18,554																	
HOOKER	93	-	-	-	-	-	-	-	-	40	130	175	2	-	-	4	-	-	-	-	-	-	-	-	-	29	14	19	1,582																	
HOWARD	49	-	-	-	-	-	-	-	-	58	1,145	613	38	251	-	2	69	-	2	5	-	-	-	-	-	97	63	44	10,708																	
JEFFERSON	33	-	3	1	-	-	1	-	-	150	965	708	11	622	-	4	44	6	3	2	-	-	-	-	-	117	88	77	12,813																	
JOHNSON	57	-	-	-	-	-	1	-	-	81	464	401	4	165	-	4	45	2	-	-	-	-	-	-	-	81	39	47	6,817																	
KEARNEY	52	-	-	-	-	-	3	-	-	82	1,061	582	34	554	-	-	37	-	-	4	-	-	-	-	-	81	77	66	11,156																	
KEITH	68	-	1	-	-	-	-	1	-	176	1,968	705	6	169	-	1	81	6	1	7	-	-	-	-	-	78	104	48	13,812																	
KEYA PAHA	82	-	-	-	-	-	-	-	-	12	228	304	-	-	-	1	-	-	-	-	-	-	-	-	-	35	3	4	1,947																	
KIMBALL	71	-	2	-	-	-	-	2	-	118	487	325	9	1	-	-	65	7	2	2	-	-	-	-	-	58	68	35	6,012																	
KNOX	12	-	20	-	-	-	-	-	-	125	1,326																																			



*Nebraska*



Department of Motor Vehicles

An Affirmative Action/Equal Employment Opportunity Agency

This publication can be made available in an alternative format, for individuals with disabilities.

To request an accessible format, call the Department of Motor Vehicles at 402-471-3900 (Voice) or 402-471-4154 (TDD) or on the Internet at [www.dmv.state.ne.us](http://www.dmv.state.ne.us) or write to this office at: Department of Motor Vehicles, Administration Division, 301 Centennial Mall South, Lincoln, NE 68509.

Department of Motor Vehicles  
301 Centennial Mall South  
Lincoln, NE 68509

24-00-00